

Number: 70-410
Passing Score: 800
Time Limit: 120 min
File Version: 12.5



Exam Code: 70-410

Exam Name: Installing and Configuring Windows Server 2012

70-410

QUESTION 1

You have a server named Server1 that runs Windows Server 2012 R2. Server1 has the Hyper-V server role installed.

An iSCSI SAN is available on the network.

Server1 hosts four virtual machines named VM1, VM2, VM3, and VM4.

You create a LUN on the SAN to host the virtual hard drive files for the virtual machines.

You need to create a 3-TB virtual hard disk for VM1 on the LUN. The solution must prevent VM1 from being paused if the LUN runs out of disk space.

Which type of virtual hard disk should you create on the LUN?

- A. Dynamically expanding VHDX
- B. Fixed-size VHDX
- C. Fixed-size VHD
- D. Dynamically expanding VHD

Correct Answer: B

Section: (none)

Explanation

Explanation/Reference:

QUESTION 2

Your network contains an Active Directory domain named adatum.com. The domain contains a member server named Host1. Host1 runs Windows Server 2012 R2 and has the Hyper-V server role installed. Host1 hosts two virtual machines named VM5 and VM6. Both virtual machines connect to a virtual switch named Virtual1.

On VM5, you install a network monitoring application named Monitor1.

You need to capture all of the inbound and outbound traffic to VM6 by using Monitor1.

Which two commands should you run from Windows PowerShell? (Each correct answer presents part of the solution. Choose two.)

- A. Get-VM "VM6" | Set-VMNetworkAdapter-iovWeight 1
- B. Get-VM "VM5" | Set-VMNetworkAdapter -iovWeight 0
- C. Get-VM "VM5" | Set-VMNetworkAdapter -PortMirroring Source
- D. Get-VM "VM6" | Set-VMNetworkAdapter -AllowTeaming On
- E. Get-VM "VM6" | Set-VMNetworkAdapter -PortMirroring Destination
- F. Get-VM "VM5" | Set-VMNetworkAdapter -AllowTeaming On

Correct Answer: CE

Section: (none)

Explanation

Explanation/Reference:

The questions states you need to capture all traffic going to and from VM6, using VM5. Get-VM "VM5" | Set-VMNetworkAdapter -PortMirroring Destination (<---- Not source as VM5 is the destination for the monitor)

And

Get-VM "VM6" | Set-VMNetworkAdapter -PortMirroring Source (<---- Not destination as we're monitoring VM6 not collecting with it)

QUESTION 3

You have a Hyper-V host named Server1 that runs Windows Server 2012 R2. Server1 has the virtual switches listed in the following table.

Virtual switch name	Virtual switch type	Physical network adapter name
vSwitch1	External	NIC1
vSwitch2	External	NIC2

You create a virtual machine named VM1. VM1 has two network adapters. One network adapter connects to vSwitch1. The other network adapter connects to vSwitch2. You configure NIC teaming on VM1. You need to ensure that if a physical NIC fails on Server1, VM1 remains connected to the network.

What should you do on Server1?

- A. Run the Set-VmNetworkAdaptercmdlet.
- B. Add a new network adapter to VM1.
- C. Create a new virtual switch on Server 1.
- D. Modify the properties of vSwitch1 and vSwitch2.

Correct Answer: A

Section: (none)

Explanation

Explanation/Reference:

QUESTION 4

Your network contains two Hyper-V hosts that run Windows Server 2012 R2. The Hyper-V hosts contains several virtual machines that run Windows Server 2012 R2.

You install the Network Load Balancing feature on the virtual machines.

You need to configure the virtual machines to support Network Load Balancing (NLB).

Which virtual machine settings should you configure?

- A. DHCP guard
- B. Port mirroring
- C. Router guard
- D. MAC address

Correct Answer: D

Section: (none)

Explanation

Explanation/Reference:

<http://social.technet.microsoft.com/Forums/windowsserver/en-US/5b3a0a9d-26a2-49ba-bbbe-29d11fcbb7ce/nlb-on-hyperv?forum=winserverhyperv>

For NLB to be configured you need to enable MAC address spoofing.

QUESTION 5

You have a server named Server1 that runs Windows Server 2012 R2. Server1 has the Hyper-V server role installed. Server1 is connected to two Fibre Channel SANs and is configured as shown in the following table.

Host bus adapter (HBA) name	Fibre Channel SAN name
HBA1	SAN1
HBA2	SAN2
HBA3	SAN1
HBA4	SAN2

You have a virtual machine named VM1.

You need to configure VM1 to connect to SAN1.

What should you do first?

- A. Create a Virtual Fibre Channel SAN.
- B. Create a Hyper-V virtual switch.
- C. Add one HBA.
- D. Configure network adapter teaming.

Correct Answer: A

Section: (none)

Explanation

Explanation/Reference:

A virtual fibre channel SAN will group physical HBA ports together so that you can add a virtual fibre channel adapter to a virtual machine that can be connected to a virtual SAN.

References:

<http://technet.microsoft.com/en-us/library/hh831413.aspx>

QUESTION 6

Your network contains an Active Directory domain named contoso.com. The domain contains a server named Server1. Server1 runs Windows Server 2012 R2 and has the Hyper-V server role installed.

On Server1, you create and start a virtual machine named VM1. VM1 is configured as shown in the following table.

Setting	Configuration
Minimum RAM	2048 MB
Maximum RAM	4096 MB
Disk type	Fixed size
Disk size	100 GB

You need to recommend a solution to minimize the amount of disk space used for the checkpoint of VM1.

What should you do before you create the checkpoint?

- A. Run the Resize-VHD cmdlet.
- B. Convert Disk1.vhd to a dynamically expanding disk.
- C. Shut down VM1.
- D. Run the Convert-VHD cmdlet.

Correct Answer: B

Section: (none)

Explanation

Explanation/Reference:

QUESTION 7

You have a print server named Server1 that runs Windows Server 2012 R2.

You discover that when there are many pending print jobs, the system drive occasionally runs out of free space.

You add a new hard disk to Server1. You create a new NTFS volume.

You need to prevent the print jobs from consuming disk space on the system volume.

What should you modify?

- A. The properties on the new volume
- B. The properties of the Print Spooler service
- C. The Print Server Properties
- D. The properties of each shared printer

Correct Answer: C

Section: (none)

Explanation

Explanation/Reference:

QUESTION 8

Your network contains an Active Directory domain named adatum.com. The domain contains a server named Server1 that runs Windows Server 2012 R2.

On a server named Core1, you perform a Server Core Installation of Windows Server 2012 R2. You join Core1 to the adatum.com domain.

You need to ensure that you can use Event Viewer on Server1 to view the event logs on Core1.

What should you do on Core1?

- A. Run the Enable-NetFirewallRulecmdlet.
- B. Run the Disable-NetFirewallRulecmdlet.
- C. Install Windows Management Framework.
- D. Install Remote Server Administration Tools (RSAT).

Correct Answer: A

Section: (none)

Explanation

Explanation/Reference:

Information regarding IPsec policy changes, etc. can be found in the Event Viewer. Thus you need to enable the NetFirewallRule command. This will allow you to view the event logs.

QUESTION 9

Your network contains two servers named Server1 and Server2 that run Windows Server 2012 R2. Server1 and Server2 are part of a workgroup.

On Server1 and Server2, you create a local user account named Admin1. You add the account to the local Administrators group. On both servers, Admin1 has the same password.

You log on to Server1 as Admin1. You open Computer Management and vol. connect to Server2. When you

attempt to create a scheduled task, view the event logs, and manage the shared folders, you receive Access Denied messages.

You need to ensure that you can administer Server2 remotely from Server1 by using Computer Management.

What should you configure on Server2?

- A. From Server Manager, modify the Remote Management setting.
- B. From Local Users and Groups, modify the membership of the Remote Management Users group.
- C. From Windows Firewall, modify the Windows Management Instrumentation (WMI) firewall rule.
- D. From Registry Editor, configure the LocalAccountTokenFilterPolicy registry value.

Correct Answer: D

Section: (none)

Explanation

Explanation/Reference:

QUESTION 10

Your network contains a server named Server1 that runs Windows Server 2012 R2. Server1 has the Hyper-V server role installed.

Server1 hosts four virtual machines named VM1, VM2, VM3, and VM4.

Server1 is configured as shown in the following table.

Hardware component	Configuration
Processor	Eight quad-core CPUs that have non-uniform memory access (NUMA)
Memory	32 GB of RAM
Disk	Two local 4-TB disks
Network	Eight network adapters VMQ-supported PCI-SIG-supported

You install Windows Server 2012 R2 on VM2 by using Windows Deployment Services (WDS).

You need to ensure that the next time VM2 restarts, you can connect to the WDS server by using PXE.

Which virtual machine setting should you configure for VM2?

- A. NUMA topology
- B. Resource control
- C. resource metering
- D. virtual Machine Chimney
- E. The VLAN ID
- F. Processor Compatibility
- G. The startup order
- H. Automatic Start Action
- I. Integration Services
- J. Port mirroring
- K. Single-root I/O virtualization

Correct Answer: G

Section: (none)

Explanation

Explanation/Reference:

Explanation:

Configure the BIOS of the computer to enable PXE boot, and set the boot order so that it is booting from the network is first.

References:

[http://technet.microsoft.com/en-us/library/cc766320\(v=ws.10\).aspx](http://technet.microsoft.com/en-us/library/cc766320(v=ws.10).aspx) Exam Ref 70-410, Installing and Configuring Windows Server 2012 R2, Chapter 3: Configure Hyper-V, Objective 3.1: Create and Configure virtual machine settings, p.144 Training Guide: Installing and Configuring Windows Server 2012 R2: Chapter 7: Hyper-V Virtualization, Lesson 2: Deploying and configuring virtual machines, p.335

QUESTION 11

Your network contains a server named Server1 that runs Windows Server 2012 R2. Server1 has the Hyper-V server role installed.

Server1 hosts four virtual machines named VM1, VM2, VM3, and VM4.

Server1 is configured as shown in the following table.

Hardware component	Configuration
Processor	Eight quad-core CPUs that have non-uniform memory access (NUMA)
Memory	32 GB of RAM
Disk	Two local 4-TB disks
Network	Eight network adapters VMQ-supported PCI-SIG-supported

You plan to schedule a complete backup of Server1 by using Windows Server Backup.

You need to ensure that the state of VM1 is saved before the backup starts.

What should you configure?

- A. NUMA topology
- B. Resource control
- C. resource metering
- D. virtual Machine Chimney
- E. The VLAN ID
- F. Processor Compatibility
- G. The startup order
- H. Automatic Start Action
- I. Integration Services
- J. Port mirroring
- K. Single-root I/O virtualization

Correct Answer: I

Section: (none)

Explanation

Explanation/Reference:

Explanation:

The Integration Services settings on virtual machines include services such as operating system shutdown, time synchronization, data exchange, Heartbeat, and Backup (volume snapshot services). This snapshot will ensure that the state of VM1 is saved prior to backup.

References:

[http://msdn.microsoft.com/en-us/library/dd405549\(v=vs.85\).aspx](http://msdn.microsoft.com/en-us/library/dd405549(v=vs.85).aspx) Exam Ref 70-410, Installing and Configuring Windows Server 2012 R2, Chapter 3: Configure Hyper-V, Objective 3.1: Create and Configure virtual machine settings, p.144

QUESTION 12

Your network contains a server named Server1 that runs Windows Server 2012 R2. Server1 has the Hyper-V server role installed.

Server1 hosts four virtual machines named VM1, VM2, VM3, and VM4.

Server1 is configured as shown in the following table.

Hardware component	Configuration
Processor	Eight quad-core CPUs that have non-uniform memory access (NUMA)
Memory	32 GB of RAM
Disk	Two local 4-TB disks
Network	Eight network adapters VMQ-supported PCI-SIG-supported

VM2 sends and receives large amounts of data over the network.

You need to ensure that the network traffic of VM2 bypasses the virtual switches of the parent partition.

What should you configure?

- A. NUMA topology
- B. Resource control
- C. resource metering
- D. virtual Machine Chimney
- E. The VLAN ID
- F. Processor Compatibility
- G. The startup order
- H. Automatic Start Action
- I. Integration Services
- J. Port mirroring
- K. Single-root I/O virtualization

Correct Answer: K

Section: (none)

Explanation

Explanation/Reference:

Explanation:

Single-root I/O virtualization -capable network adapters can be assigned directly to a virtual machine to maximize network throughput while minimizing network latency and the CPU overhead required for processing network traffic.

References:

[http://technet.microsoft.com/en-us/library/cc766320\(v=ws.10\).aspx](http://technet.microsoft.com/en-us/library/cc766320(v=ws.10).aspx) <http://technet.microsoft.com/en-us/library/hh831410.aspx> Exam Ref 70-410, Installing and Configuring Windows Server 2012 R2, Chapter 3: Configure Hyper-V, Objective 3.1: Create and Configure virtual machine settings, p.144 Training Guide: Installing and Configuring Windows Server 2012 R2: Chapter 7: Hyper-V Virtualization, Lesson 2: Deploying and configuring virtual machines, p.335

QUESTION 13

Your network contains a server named Server1 that runs Windows Server 2012 R2. Server1 has the Hyper-V server role installed.

Server1 hosts four virtual machines named VM1, VM2, VM3, and VM4.

Server1 is configured as shown in the following table.

Hardware component	Configuration
Processor	Eight quad-core CPUs that have non-uniform memory access (NUMA)
Memory	32 GB of RAM
Disk	Two local 4-TB disks
Network	Eight network adapters VMQ-supported PCI-SIG-supported

You need to ensure that VM1 can use more CPU time than the other virtual machines when the CPUs on Server1 are under a heavy load.

What should you configure?

- A. NUMA topology
- B. Resource control
- C. resource metering
- D. virtual Machine Chimney
- E. The VLAN ID
- F. Processor Compatibility
- G. The startup order
- H. Automatic Start Action
- I. Integration Services
- J. Port mirroring
- K. Single-root I/O virtualization

Correct Answer: B

Section: (none)

Explanation

Explanation/Reference:

Explanation:

B. Resource controls provide you with several ways to control the way that Hyper-V allocates resources to virtual machine. Resource control is used in the event where you need to adjust the computing resources of a virtual machine, you can reconfigure the resources to meet the changing needs. You can also specify resource controls to automate how resources are allocated to virtual machines.

References:

[http://technet.microsoft.com/en-us/library/cc766320\(v=ws.10\).aspx](http://technet.microsoft.com/en-us/library/cc766320(v=ws.10).aspx) <http://technet.microsoft.com/en-us/library/hh831410.aspx> <http://technet.microsoft.com/en-us/library/cc742470.aspx> Exam Ref 70-410, Installing and Configuring Windows Server 2012 R2, Chapter 3: Configure Hyper-V, Objective 3.1: Create and Configure virtual machine settings, p.144 Training Guide: Installing and Configuring Windows Server

QUESTION 14

Your network contains an Active Directory domain named contoso.com. You have a Group Policy object (GPO) named GP1 that is linked to the domain. GP1 contains a software restriction policy that blocks an application named App1.

You have a workgroup computer named Computer1 that runs Windows 8. A local Group Policy on Computer1 contains an application control policy that allows App1.

You join Computer1 to the domain.

You need to prevent App1 from running on Computer1.

What should you do?

- A. From Computer1, run gpupdate /force.
- B. From Group Policy Management, add an application control policy to GP1.
- C. From Group Policy Management, enable the Enforced option on GP1.
- D. In the local Group Policy of Computer1, configure a software restriction policy.

Correct Answer: B

Section: (none)

Explanation

Explanation/Reference:

QUESTION 15

Your network contains an Active Directory domain named contoso.com. All client computer accounts are in an organizational unit (OU) named AllComputers. Client computers run either windows 7 or Windows 8.

You create a Group Policy object (GPO) named GP1.

You link GP1 to the AllComputers OU.

You need to ensure that GP1 applies only to computers that have more than 8 GB of memory.

What should you configure?

- A. The Security settings of GP1
- B. The Block Inheritance option for AllComputers
- C. The Security settings of AllComputers
- D. The WMI filter for GP1

Correct Answer: D

Section: (none)

Explanation

Explanation/Reference:

Explanation:

Windows Management Instrumentation (WMI) filters allow you to dynamically determine the scope of Group Policy objects (GPOs) based on attributes of the target computer. When a GPO that is linked to a WMI filter is applied on the target computer, the filter is evaluated on the target computer. If the WMI filter evaluates to false, the GPO is not applied (except if the client computer is running Windows Server, in which case the filter is ignored and the GPO is always applied). If the WMI filter evaluates to true, the GPO is applied.

References:

Training Guide: Installing and Configuring Windows Server 2012 R2: Chapter 10: Implementing Group Policy, p.470, 482

<http://technet.microsoft.com/en-us/library/jj134176>

WMI filtering using GPMC

QUESTION 16

Your network contains an Active Directory domain named contoso.com. The domain contains an application server named Server1. Server1 runs Windows Server 2012 R2.

Server1 is configured as an FTP server.

Client computers use an FTP application named App1.exe. App1.exe uses TCP port 21 as the control port and dynamically requests a data port.

On Server1, you create a firewall rule to allow connections on TCP port 21.

You need to configure Server1 to support the client connections from App1.exe.

What should you do?

- A. Run netshadvfirewall set global statefulftp enable.
- B. Run netsh firewall addportopening TCP 21 dynamicftp.
- C. Create an inbound firewall rule to allow App1.exe.
- D. Create an isolation connection security rule.

Correct Answer: A

Section: (none)

Explanation

Explanation/Reference:

The Netshadvfirewall set global statefulftp command will configure how Windows Firewall with Advanced Security handles FTP traffic that uses an initial connection on one port to request a data connection on a different port.

When statefulftp is enabled (Disabled being the default setting) the firewall tracks the port numbers specified in PORT command requests and in the responses to PASV requests, and then allows the incoming FTP data traffic entering on the requested port number.

QUESTION 17

Your network contains an Active Directory domain named contoso.com.

All client computers run Windows 8.

You deploy a server named Server1 that runs Windows Server 2012 R2.

You install a new client-server application named App1 on Server1 and on the client computers. The client computers must use TCP port 6444 to connect to App1 on Server1. Server1 publishes the information of App1 to an intranet server named Server2 by using TCP port 3080.

You need to ensure that all of the client computers can connect to App1. The solution must ensure that the application can connect to Server2.

Which Windows Firewall rule should you create on Server1?

- A. An outbound rule to allow a connection to TCP port 3080
- B. An inbound rule to allow a connection to TCP port 3080
- C. An outbound rule to allow a connection to TCP port 6444
- D. An inbound rule to allow a connection to TCP port 6444

Correct Answer: D

Section: (none)

Explanation

Explanation/Reference:

A. Server2 needs inbound on 3080

References:

<http://social.technet.microsoft.com/wiki/contents/articles/13894.troubleshooting-windows-firewall-withadvanced-security-in-windows-server-2012.aspx>

QUESTION 18

Your network contains an Active Directory domain named contoso.com. The domain contains two servers named Server1 and Server2 that run Windows Server 2012 R2.

You create a security template named Template1 by using the Security Templates snap-in.

You need to apply Template1 to Server2.

Which tool should you use?

- A. Authorization Manager
- B. Local Security Policy
- C. Certificate Templates
- D. System Configuration

Correct Answer: B

Section: (none)

Explanation

Explanation/Reference:

A security policy is a combination of security settings that affect the security on a computer. You can use your local security policy to edit account policies and local policies on your local computer.

QUESTION 19

Your network contains multiple subnets.

On one of the subnets, you deploy a server named Server1 that runs Windows Server 2012 R2. You install the DNS Server server role on Server1, and then you create a standard primary zone named contoso.com.

You need to ensure that client computers can resolve single-label names to IP addresses.

What should you do first?

- A. Create a reverse lookup zone.
- B. Convert the contoso.com zone to an Active Directory-integrated zone.
- C. Create a GlobalNames zone.
- D. Configure dynamic updates for contoso.com.

Correct Answer: C

Section: (none)

Explanation

Explanation/Reference:

Explanation:

You should use GlobalNames zone to take advantage of single-label names. This will also ensure that the zone remains valid.

References:

Exam Ref: 70-410: Installing and Configuring Windows Server 2012 R2, Chapter4: Deploying and configuring core network services, Objective 4.3: Deploy and Configure the DNS service, p.233
<http://technet.microsoft.com/en-us/library/cc731744.aspx>

QUESTION 20

Your network contains an Active Directory domain named contoso.com. The DNS zone for contoso.com is Active-Directory integrated.

The domain contains 500 client computers. There are an additional 20 computers in a workgroup.

You discover that every client computer on the network can add its record to the contoso.com zone.

You need to ensure that only the client computers in the Active Directory domain can register records in the contoso.com zone.

What should you do?

- A. Sign the contoso.com zone by using DNSSEC.
- B. Configure the Dynamic updates settings of the contoso.com zone.
- C. Configure the Security settings of the contoso.com zone.
- D. Move the contoso.com zone to a domain controller that is configured as a DNS server.

Correct Answer: B

Section: (none)

Explanation

Explanation/Reference:

QUESTION 21

Your network contains an Active Directory domain named contoso.com. The domain contains a domain controller named Server1 that has the DNS Server server role installed. Server1 hosts a primary zone for contoso.com.

The domain contains a member server named Server2 that is configured to use Server1 as its primary DNS server.

From Server2, you run nslookup.exe as shown in the exhibit.(Click the Exhibit button.)



```
Administrator: Windows PowerShell
Windows PowerShell
Copyright (C) 2012 Microsoft Corporation. All rights reserved.

PS C:\Users\administrator.CONTOSO> nslookup
DNS request timed out.
    timeout was 2 seconds.
Default Server: UnKnown
Address: 192.168.10.1
```

You need to ensure that when you run Nslookup, the correct name of the default server is displayed.

What should you do?

- A. On Server1, create a reverse lookup zone.
- B. On Server1, modify the Security settings of the contoso.com zone.
- C. From Advanced TCP/IP Settings on Server1, add contoso.com to the DNS suffix list.
- D. From Advanced TCP/IP Settings on Server2, add contoso.com to the DNS suffix list.

Correct Answer: A

Section: (none)

Explanation

Explanation/Reference:

Explanation:

Make sure that a reverse lookup zone that is authoritative for the PTR resource record exists. PTR records contain the information that is required for the server to perform reverse name lookups.

References:

<http://technet.microsoft.com/en-us/library/cc961417.aspx> Exam Ref: 70-410: Installing and Configuring

Windows Server 2012 R2, Chapter4: Deploying and configuring core network services, Objective 4.1: Configure IPv4 and IPv6 addressing, p.246

QUESTION 22

Your network contains an Active Directory domain named contoso.com. The domain contains a DHCP server named Server1 that runs Windows Server 2012 R2.

You create a DHCP scope named Scope1. The scope has a start address of 192.168.1.10, an end address of 192.168.1.50, and a subnet mask of 255.255.255.192.

You need to ensure that Scope1 has a subnet mask of 255.255.255.0.
What should you do first?

- A. From the DHCP console, reconcile Scope1.
- B. From the DHCP console, delete Scope1.
- C. From the DHCP console, modify the Scope Options of Scope1.
- D. From Windows PowerShell, run the Set-DhcpServerv4Scope cmdlet.

Correct Answer: B

Section: (none)

Explanation

Explanation/Reference:

Set-DhcpServerv4Scope

Sets the properties of an existing IPv4 scope on the Dynamic Host Configuration Protocol (DHCP) server service.

QUESTION 23

Your company has a main office and two branch offices. The offices connect to each other by using a WAN link.

In the main office, you have a server named Server1 that runs Windows Server 2012 R2. Server1 is configured to use an IPv4 address only.

You need to assign an IPv6 address to Server1. The IP address must be private and routable.

Which IPv6 address should you assign to Server1?

- A. 2001:ab32:145c::32cc:401b
- B. ff00:3rff:65df:145c:dca8::82a4
- C. fd00:ab32:14:ad88:ac:58:abc2:4
- D. fe80:ab32:145c::32cc:401b

Correct Answer: C

Section: (none)

Explanation

Explanation/Reference:

Explanation:

Unique local addresses

Unique local addresses are IPv6 addresses that are private to an organization in the same way that private addresses--such as 10.x.x.x, 192.168.x.x, or 172.16.0.0 - 172.31.255.255--can be used on an IPv4 network.

Unique local addresses, therefore, are not routable on the IPv6 Internet in the same way that an address like 10.20.100.55 is not routable on the IPv4 Internet.

A unique local address is always structured as follows:

The first 8 bits are always 11111101 in binary format. This means that a unique local address always begins with FD and has a prefix identifier of FD00::/8.

References:

QUESTION 24

In an isolated test environment, you deploy a server named Server1 that runs a Server Core Installation of Windows Server 2012 R2. The test environment does not have Active Directory Domain Services (AD DS) installed.

You install the Active Directory Domain Services server role on Server1.

You need to configure Server1 as a domain controller.

Which cmdlet should you run?

- A. Install-ADDSDomain
- B. Install-ADDSDomainController
- C. Install-WindowsFeature
- D. Install-ADDSTForest

Correct Answer: D

Section: (none)

Explanation

Explanation/Reference:

QUESTION 25

You have a server named Server1 that runs Windows Server 2012 R2.

You promote Server1 to a domain controller.

You need to view the service location (SRV) records that Server1 registers in DNS.

What should you do on Server1?

- A. Open the Srv.sys file.
- B. Open the Netlogon.dns file.
- C. Run ipconfig /displaydns,
- D. Run Get-DnsServerDiagnostics.

Correct Answer: B

Section: (none)

Explanation

Explanation/Reference:

QUESTION 26

Your network contains an Active Directory domain named adatum.com. The domain contains several thousand member servers that run Windows Server 2012 R2. All of the computer accounts for the member servers are in an organizational unit (OU) named ServersAccounts.

Servers are restarted only occasionally.

You need to identify which servers were restarted during the last two days.

What should you do?

- A. Run Get-ADComputer and specify the SearchScope parameter.
- B. Run dsquery computer and specify the -stalepwd parameter.
- C. Run dsquery server and specify the -o parameter.
- D. Run Get-ADComputer and specify the lastLogon property.

Correct Answer: D
Section: (none)
Explanation

Explanation/Reference:

QUESTION 27

Your network contains an Active Directory forest. The forest contains a single domain named contoso.com. The domain contains four domain controllers. The domain controllers are configured as shown in the following table.

Name	Operating system	Configuration
DC1	Windows Server 2008 R2	Domain naming master Schema master Global catalog
DC2	Windows Server 2012 R2	PDC emulator Global catalog
DC3	Windows Server 2008 R2	Infrastructure master
DC4	Windows Server 2012 R2	RID master Global catalog

All domain controllers are DNS servers.

You plan to deploy a new domain controller named DC5 in the contoso.com domain.

You need to identify which domain controller must be online to ensure that DC5 can be promoted successfully to a domain controller.

Which domain controller should you identify?

- A. DC1
- B. DC2
- C. DC3
- D. DC4

Correct Answer: D
Section: (none)
Explanation

Explanation/Reference:

QUESTION 28

Your network contains an Active Directory forest that contains three domains.

A group named Group1 is configured as a domain local distribution group in the forest root domain.

You plan to grant Group1 read-only access to a shared folder named Share1. Share1 is located in a child domain.

You need to ensure that the members of Group1 can access Share1.

What should you do first?

- A. Convert Group1 to a universal security group.
- B. Convert Group1 to a global distribution group.

- C. Convert Group1 to a universal distribution group.
- D. Convert Group1 to a domain local security group.

Correct Answer: A

Section: (none)

Explanation

Explanation/Reference:

Explanation:

Universal can be used for any domain or forest. Furthermore a Universal group can span multiple domains, even the entire forest.

References:

Exam Ref 70-410: Installing and Configuring Windows Server 2012 R2: Chapter 5: Install and Administer Active Directory, Objective 5.3 Create and manage Active Directory groups and Organization units, p. 289-291, 293

[http://technet.microsoft.com/en-us/library/cc781446\(v=ws.10\).aspx](http://technet.microsoft.com/en-us/library/cc781446(v=ws.10).aspx) [http://technet.microsoft.com/en-us/library/cc755692\(v=ws.10\).aspx](http://technet.microsoft.com/en-us/library/cc755692(v=ws.10).aspx)

QUESTION 29

Your network contains an Active Directory domain named contoso.com. The domain contains 100 servers. The servers are contained in an organizational unit (OU) named ServersOU.

You need to create a group named Group1 on all of the servers in the domain. You must ensure that Group1 is added only to the servers.

What should you configure?

- A. A Restricted Groups setting in a Group Policy linked to ServersOU
- B. A Local Users and Groups preferences setting in a Group Policy linked to the Domain Controllers OU
- C. A Local Users and Groups preferences setting in a Group Policy linked to ServersOU
- D. A Restricted Groups setting in a Group Policy linked to the domain

Correct Answer: C

Section: (none)

Explanation

Explanation/Reference:

Explanation:

C. allows you to centrally manage local users and groups on domain member computers and is this is the correct OU for the GPO change

References:

<http://technet.microsoft.com/en-us/library/cc957640.aspx> <http://technet.microsoft.com/en-us/library/cc731972.aspx> Exam Ref 70-410: Installing and Configuring Windows Server 2012 R2: Objective 5.3 Create and manage Active Directory groups and Organization units, Chapter 5: Install and Administer Active Directory, p. 289-291, 293, 328

Training Guide: Installing and Configuring Windows Server 2012 R2: Chapter 10: Implement Group Policy, p. 507

QUESTION 30

Your network contains an Active Directory forest named contoso.com. All domain controllers currently run Windows Server 2008 R2.

You plan to install a new domain controller named DC4 that runs Windows Server 2012 R2.

The new domain controller will have the following configurations:

- Schema master
- Global catalog server
- Active Directory Federation Services server role
- Active Directory Certificate Services server role

You need to identify which configuration can be fulfilled by using the Active Directory Domain Services Configuration Wizard.

Which configuration should you identify?

- A. Enable the global catalog server.
- B. Install the DNS Server role.
- C. Install the Active Directory Certificate Services role.
- D. Transfer the schema master.

Correct Answer: A

Section: (none)

Explanation

Explanation/Reference:

QUESTION 31

Your network contains an Active Directory forest named contoso.com.

The forest contains two domains named contoso.com and child.contoso.com and two sites named Site1 and Site2. The domains and the sites are configured as shown in following table.

Domain controller name	Domain name	Site name	Role
DC1	Contoso.com	Site1	Global catalog RID master PDC emulator
DC2	Contoso.com	Site1	Domain naming master Schema master Infrastructure master
DC3	Child.contoso.com	Site1	Infrastructure master RID master PDC emulator
DC4	Child.contoso.com	Site2	Not applicable

When the link between Site1 and Site2 fails, users fail to log on to Site2.

You need to identify what prevents the users in Site2 from logging on to the child.contoso.com domain.

What should you identify?

- A. The placement of the global catalog server
- B. The placement of the infrastructure master
- C. The placement of the domain naming master
- D. The placement of the PDC emulator

Correct Answer: D

Section: (none)

Explanation

Explanation/Reference:

The exhibit shows that Site2 does not have a PDC emulator. This is important because of the close interaction between the RID operations master role and the PDC emulator role

The PDC emulator processes password changes from earlier-version clients and other domain controllers on a best-effort basis; handles password authentication requests involving passwords that have recently changed and not yet been replicated throughout the domain; and, by default, synchronizes time. If this domain controller cannot connect to the PDC emulator, this domain controller cannot process authentication requests, it may not be able to synchronize time, and password updates cannot be replicated to it.

QUESTION 32

You have a server named Server1 that runs Windows Server 2012 R2.

You plan to create a storage pool that will contain a new volume.

You need to create a new 600-GB volume by using thin provisioning. The new volume must use the parity layout.

What is the minimum number of 256-GB disks required for the storage pool?

- A. 2
- B. 3
- C. 4
- D. 5

Correct Answer: B

Section: (none)

Explanation

Explanation/Reference:

QUESTION 33

You have a server named Server1 that runs Windows Server 2012 R2.

You plan to use Windows PowerShell Desired State Configuration (DSC) to confirm that the Application Identity service is running on all file servers.

You define the following configuration in the Windows PowerShell Integrated Scripting Environment (ISE):

```
Configuration Configuration1
{
    Service Service1
    {
        Name = "AppIDSvc"
        StartupType = "Automatic"
    }
}
```

You need to use DSC to configure Server1 as defined in the configuration.

What should you run first?

- A. Service1
- B. Configuration1
- C. Start DscConfiguration
- D. Test-DscConfiguration

Correct Answer: B

Section: (none)

Explanation

Explanation/Reference:

QUESTION 34

Your network contains an Active Directory domain named contoso.com. The domain contains a server named Server1. Server1 runs Windows Server 2012 R2.

You create a group Managed Service Account named gservice1.

You need to configure a service named Service1 to run as the gservice1 account.

How should you configure Service1?

- A. From the Services console, configure the General settings.
- B. From Windows PowerShell, run Set-Service and specify the -StartupType parameter.
- C. From a command prompt, run sc.exe and specify the config parameter.
- D. From a command prompt, run sc.exe and specify the privs parameter.

Correct Answer: C

Section: (none)

Explanation

Explanation/Reference:

Explanation:

Executing the sc.exe command with the config parameter will modify service configuration.

QUESTION 35

Your network contains an Active Directory forest named contoso.com. The forest contains a single domain. The domain contains two domain controllers named DC1 and DC2 that run Windows Server 2012 R2.

The domain contains a user named User1 and a global security group named Group1.

You need to modify the SAM account name of Group1.

Which cmdlet should you run?

- A. Add-AdPrincipalGroupMembership
- B. Install-AddsDomainController
- C. Install-WindowsFeature
- D. Install-AddsDomain
- E. Rename AdObject
- F. Set AdAccountControl
- G. Set-AdGroup
- H. Set-User

Correct Answer: E

Section: (none)

Explanation

Explanation/Reference:

QUESTION 36

Your network contains an Active Directory forest named contoso.com. The forest contains a single domain. The domain contains two domain controllers named DC1 and DC2 that run Windows Server 2012 R2.

The domain contains a user named User1 and a global security group named Group1.

You need to add a new domain controller to the domain.

You install Windows Server 2012 R2 on a new server named DC3.

Which cmdlet should you run next?

- A. Add-AdPrincipalGroupMembership
- B. Install-AddsDomainController
- C. Install-WindowsFeature
- D. Install-AddsDomain
- E. Rename AdObject
- F. Set AdAccountControl
- G. Set-AdGroup
- H. Set-User

Correct Answer: C

Section: (none)

Explanation

Explanation/Reference:

The Install-ADDSDomainController cmdlet installs a domain controller in Active Directory.

Example: C:\PS>Install-ADDSDomainController -InstallDns -Credential (Get-Credential CORP\Administrator) -DomainName "corp.contoso.com"

QUESTION 37

Your network contains an Active Directory forest named contoso.com. The forest contains a single domain. The domain contains two domain controllers named DC1 and DC2 that run Windows Server 2012 R2.

The domain contains a user named User1 and a global security group named Group1.

You need to prevent User1 from changing his password. The solution must minimize administrative effort.

Which cmdlet should you run?

- A. Add-AdPrincipalGroupMembership
- B. Install-AddsDomainController
- C. Install-WindowsFeature
- D. Install-AddsDomain
- E. Rename AdObject
- F. Set AdAccountControl
- G. Set-AdGroup
- H. Set-User

Correct Answer: F

Section: (none)

Explanation

Explanation/Reference:

Explanation:

The Set-ADAccountControl cmdlet modifies the user account control (UAC) values for an Active Directory user or computer account. UAC values are represented by cmdlet parameters. CannotChangePassword Modifies the ability of an account to change its password. To disallow password change by the account set this to \$true.. This parameter changes the Boolean value of the CannotChangePassword property of an account.

The following example shows how to specify the PasswordCannotChange parameter.

-CannotChangePassword \$false

References:

<http://technet.microsoft.com/en-us/library/ee617249.aspx> <http://technet.microsoft.com/en-us/library/hh974723.aspx> <http://technet.microsoft.com/en-us/library/hh974722.aspx>

QUESTION 38

Your network contains an Active Directory forest named contoso.com. The forest contains a single domain.

The domain contains two domain controllers named DC1 and DC2 that run Windows Server 2012 R2. The domain contains a user named User1 and a global security group named Group1.

You reconfigure DC2 as a member server in the domain.

You need to add DC2 as the first domain controller in a new domain in the forest.

Which cmdlet should you run?

- A. Add-AdPrincipalGroupMembership
- B. Install-AddsDomainController
- C. Install-WindowsFeature
- D. Install-AddsDomain
- E. Rename AdObject
- F. Set AdAccountControl
- G. Set-AdGroup
- H. Set-User

Correct Answer: D

Section: (none)

Explanation

Explanation/Reference:

Explanation:

Installs a new Active Directory domain configuration

```
C:\PS>Install-ADDSDomain -Credential (Get-Credential CORP\EnterpriseAdmin1) -NewDomainName child  
- ParentDomainName corp.contoso.com -InstallDNS -CreateDNSDelegation -DomainMode Win2003 -  
ReplicationSourceDC DC1.corp.contoso.com -SiteName Houston -DatabasePath "D:\NTDS" SYSVOLPath  
"D:\SYSVOL" -LogPath  
"E:\Logs" NoRebootOnCompletion
```

References:

<http://technet.microsoft.com/en-us/library/hh974722.aspx>

QUESTION 39

Your network contains a server named Server1 that runs Windows Server 2012 R2. Server1 has the Hyper-V server role installed.

Server1 hosts four virtual machines named VM1, VM2, VM3, and VM4.

Server1 is configured as shown in the following table.

Hardware component	Configuration
Processor	Eight quad-core CPUs that have non-uniform memory access (NUMA)
Memory	32 GB of RAM
Disk	Two local 4-TB disks
Network	Eight network adapters VMQ-supported PCI-SIG-supported

You install a network monitoring application on VM2.

You need to ensure that all of the traffic sent to VM3 can be captured on VM2.

What should you configure?

- A. NUMA topology
- B. Resource control
- C. Resource metering
- D. Virtual Machine Chimney
- E. The VLAN ID
- F. Processor Compatibility
- G. The startup order
- H. Automatic Start Action
- I. Integration Services
- J. Port mirroring
- K. Single-root I/O virtualization

Correct Answer: J

Section: (none)

Explanation

Explanation/Reference:

Explanation:

With Hyper-V Virtual Switch port mirroring, you can select the switch ports that are monitored as well as the switch port that receives copies of all the traffic. And since Port mirroring allows the network traffic of a virtual machine to be monitored by copying the traffic and forwarding it to another virtual machine that is configured for monitoring, you should configure port mirroring on VM2.

References:

http://technet.microsoft.com/en-us/library/jj679878.aspx#bkmk_portmirror

QUESTION 40

You have a Hyper-V host named Host1 that connects to a SAN by using a hardware Fibre Channel adapter.

Host1 contains two virtual machines named VM1 and VM2.

You need to provide VM1 with direct access to the SAN. VM2 must not require access to the SAN.

Which two configurations should you perform? (Each correct answer presents part of the solution. Choose two.)

- A. On VM1, configure a Fibre Channel adapter.
- B. On Host1, configure a new virtual switch.
- C. On VM1, add a network adapter.
- D. On Host1, configure a new Virtual Fibre Channel SAN.
- E. On Host1, modify the Hyper-V settings.

Correct Answer: AD

Section: (none)

Explanation

Explanation/Reference:

Explanation:

The process of setting up virtual Fibre Channel starts with building a virtual SAN. Do this by opening the Hyper-V Manager, right click on the listing for your Hyper-V server in the console tree, and then choose the Virtual SAN Manager command from the shortcut menu. Then (A) Once you have created a virtual SAN, the next step in the process is to link a virtual machine to the virtual SAN. To do so, right click on the virtual machine for which you want to provide Fibre Channel connectivity and select the Settings command from the resulting shortcut menu. Next, select the Add Hardware container, as shown in the figure above, and then select the Fibre Channel Adapter option from the list of available hardware. Etc.

* Virtual Fibre Channel for Hyper-V (also referred to as Synthetic Fibre Channel) provides VM guest operating systems with direct access to a Fibre Channel SAN by using a standard World Wide Name (WWN) associated with a virtual machine

QUESTION 41

You have a Hyper-V host named Server1 that runs Windows Server 2012 R2.

Server1 hosts a virtual machine named VM1 that runs Windows Server 2012 R2. VM1 has several snapshots.

You need to modify the snapshot file location of VM1. What should you do?

- A. Right-click VM1, and then click Export...
- B. Shut down VM1, and then modify the settings of VM1.
- C. Delete the existing snapshots, and then modify the settings of VM1.
- D. Pause VM1, and then modify the settings of VM1.

Correct Answer: C

Section: (none)

Explanation

Explanation/Reference:

Explanation: you will need to navigate to the Hyper-V Management snap-in (C:\ProgramData\Microsoft\Windows\Hyper-V) and from there access the Snapshot file Location tab where you can change the settings for the VM1 snapshot file location. However, since there are already several snapshots in existence, you will need to delete them first because you will not be able to change the location of the snapshot file while there is an existing snapshot and you need to modify the snapshot file location of VM1.

QUESTION 42

You have virtual machine named VM1.

VM1 uses a fixed size virtual hard disk (VHD) named Disk1.vhD. Disk1.vhd is 200 GB. You shut down VM1.

You need to reduce the size of Disk1.vhD.

Which action should you select from the Edit Virtual Hard Disk Wizard?

- A. Shrink
- B. compact
- C. Merge
- D. Convert

Correct Answer: D

Section: (none)

Explanation

Explanation/Reference:**QUESTION 43**

Your network contains an Active Directory domain named contoso.com. The domain contains a server named Server1. Server1 runs Windows Server 2012 R2.

You need to create a 3-TB virtual hard disk (VHD) on Server1.

Which tool should you use?

- A. New-StoragePool
- B. Diskpart
- C. File Server Resource Manager (FSRM)
- D. New-StorageSubsystemVirtualDisk

Correct Answer: B

Section: (none)

Explanation

Explanation/Reference:

You can create a VHD from either the Disk Management snap-in or the command line (diskpart). From the DiskPart command-line tool at an elevated command prompt, run the create vdisk command and specify the file (to name the file) and maximum (to set the maximum size in megabytes) parameters. The following code demonstrates how to create a VHD file at

C:\vdisks\disk1.vdh with a maximum file size of 16 GB (or 16,000 MB).

DiskPart

Microsoft DiskPart version 6.1.7100

Copyright (C) 1999-2008 Microsoft Corporation.

On computer: WIN7

```
DISKPART> create vdisk file="C:\vdisks\disk1.vhd" maximum=16000
```

QUESTION 44

You have a server named Server1 that runs Windows Server 2012 R2. Server1 has the Hyper-V server role installed. On Server1, you create a virtual machine named VM1. VM1 has a legacy network adapter.

You need to assign a specific amount of available network bandwidth to VM1.
What should you do first?

- A. Add a second legacy network adapter, and then run the Set-VMNetworkAdaptercmdlet.
- B. Add a second legacy network adapter, and then configure network adapter teaming.
- C. Remove the legacy network adapter, and then run the Set-VMNetworkAdaptercmdlet.
- D. Remove the legacy network adapter, and then add a network adapter.

Correct Answer: D

Section: (none)

Explanation

Explanation/Reference:

Explanation:

Add a New network adapter because the legacy network adapter doesn't support bandwidth management.

References:

[http://technet.microsoft.com/en-us/library/hh848457\(v=wps.620\).aspx](http://technet.microsoft.com/en-us/library/hh848457(v=wps.620).aspx) Exam Ref 70-410: Installing and Configuring Windows Server 2012 R2: Objective 3.3: Create and Configure virtual networks, Chapter 3: p. 177, 181

QUESTION 45

Your network contains an Active Directory domain named contoso.com. The domain contains a server named Server1 that runs Windows Server 2012 R2.

You create a new inbound rule by using Windows Firewall with Advanced Security.

You need to configure the rule to allow Server1 to accept unsolicited inbound packets that are received through a network address translation (NAT) device on the network.

Which setting in the rule should you configure?

- A. Interface types
- B. Authorized computers
- C. Remote IP address
- D. Edge traversal

Correct Answer: D

Section: (none)

Explanation

Explanation/Reference:

Explanation:

Edge traversal allows the computer to accept unsolicited inbound packets that have passed through an edge device, such as a network address translation (NAT) router or firewall.

References:

<http://technet.microsoft.com/en-us/library/cc731927.aspx>

QUESTION 46

Your network contains an Active Directory domain named contoso.com. All servers run Windows Server 2012 R2. A server named Server1 is configured to encrypt all traffic by using IPsec.

You need to ensure that Server1 can respond to ping requests from computers that do not support IPsec.

What should you do?

- A. From a command prompt, run netsh set global autotuninglevel = highlyrestrictedcongestionprovider=none.
- B. From a command prompt, run netsh set global autotuninglevel-restricted congestionprovider=ctcp.
- C. From Windows Firewall with Advanced Security, allow unicast responses for the Domain Profile.
- D. From Windows Firewall with Advanced Security, exempt ICMP from IPsec.

Correct Answer: D

Section: (none)

Explanation

Explanation/Reference:

QUESTION 47

You have a server named Server1 that runs Windows Server 2012 R2. You need to create a script that will create and mount a virtual hard disk.

Which tool should you use?

- A. diskpart.exe
- B. vdsldr.exe
- C. fsutil.exe
- D. vds.exe

Correct Answer: A

Section: (none)

Explanation

Explanation/Reference:

QUESTION 48

You have a server named Server1 that runs Windows Server 2012 R2.

Server1 has three physical network adapters named NIC1, NIC2, and NIC3.

On Server1, you create a NIC team named Team1 by using NIC1 and NIC2. You configure Team1 to accept network traffic on VLAN 10.

You need to ensure that Server1 can accept network traffic on VLAN 10 and VLAN 11. The solution must ensure that the network traffic can be received on both VLANs if a network adapter fails.

What should you do?

- A. From Server Manager, change the load balancing mode of Team1.
- B. Run the New-NetLbfoTeamcmdlet.

- C. From Server Manager, add an interface to Team1.
- D. Run the Add-NetLbfoTeamMembercmdlet.

Correct Answer: C

Section: (none)

Explanation

Explanation/Reference:

QUESTION 49

You have a server named Server1 that runs Windows Server 2012 R2. Server1 has six network adapters. Two of the network adapters are connected to a network named LAN1, two of the network adapters are connected to a network named LAN2, and two of the network adapters are connected to a network named LAN3.

You create a network adapter team named Team1 from the two adapters connected to LAN1. You create a network adapter team named Team2 from the two adapters connected to LAN2.

A company policy states that all server IP addresses must be assigned by using a reserved address in DHCP.

You need to identify how many DHCP reservations you must create for Server1.

How many reservations should you identify?

- A. 3
- B. 4
- C. 6
- D. 8

Correct Answer: B

Section: (none)

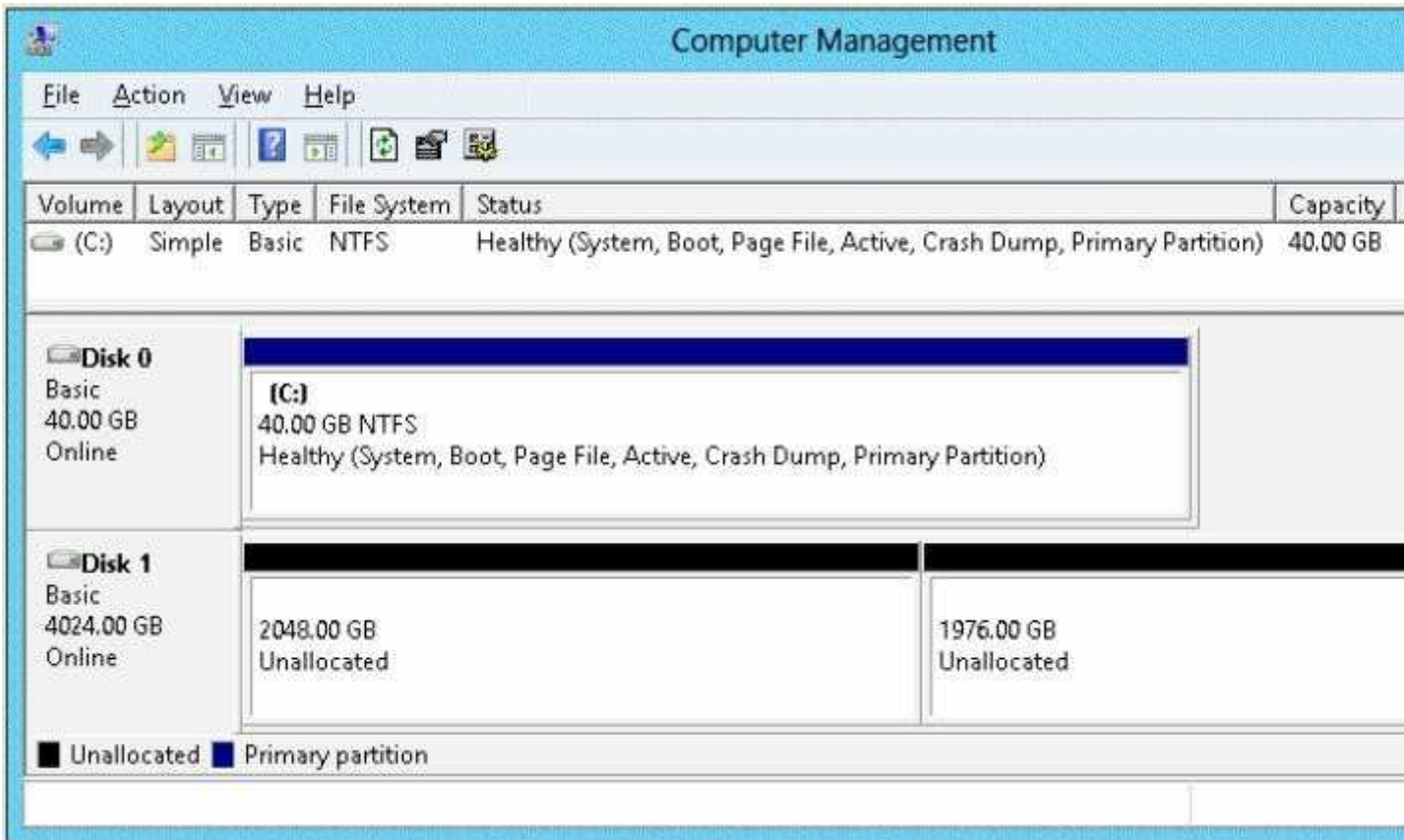
Explanation

Explanation/Reference:

QUESTION 50

You have a server named Server1 that runs Windows Server 2012 R2.

On Server1, you open Computer Management as shown in the exhibit. (Click the Exhibit button.)



You need to ensure that you can create a 3-TB volume on Disk 1.

What should you do first?

- A. Create a storage pool.
- B. Convert the disk to a GPT disk.
- C. Convert the disk to a dynamic disk.
- D. Create a VHD, and then attach the VHD.

Correct Answer: B

Section: (none)

Explanation

Explanation/Reference:

QUESTION 51

You have a server named Server1. Server1 runs Windows Server 2012 R2.

Server1 has a thin provisioned disk named Disk1.

You need to expand Disk1.

Which two actions should you perform? (Each correct answer presents part of the solution. Choose two.)

- A. From File and Storage Services, extend Disk1.
- B. From File and Storage Services, add a physical disk to the storage pool.
- C. From Disk Management, extend the volume.
- D. From Disk Management, delete the volume, create a new volume, and then format the volume.
- E. From File and Storage Services, detach Disk1.

Correct Answer: AB

Section: (none)

Explanation

Explanation/Reference:

Step 1 (B): if required add physical disk capacity.

Step 2 (A): Dynamically extend the virtual disk (not volume). The File and Storage Services role and the Storage Services role service are installed by default, but without any additional role services. This basic functionality enables you to use Server Manager or Windows PowerShell to manage the storage functionality of your servers.

QUESTION 52

Your network contains an Active Directory domain named contoso.com.

You have a DHCP server named Server1 that runs Windows Server 2008.

You install Windows Server 2012 R2 on a server named Server2. You install the DHCP Server server role on Server2.

You need to migrate the DHCP services from Server1 to Server2. The solution must meet the following requirements:

- Ensure that existing leases are migrated.
- Prevent lease conflicts.

Which three actions should you perform? (Each correct answer presents part of the solution. Choose three.)

- A. On Server1, run the Export-DhcpServercmdlet.
- B. On Server1, run the Stop-Service cmdlet.
- C. On Server2, run the Receive-SmigServerDatacmdlet.
- D. On Server2, run the Stop-Service cmdlet.
- E. On Server2, run the Import-DhcpServercmdlet.
- F. On Server1, run the Send-SmigServerDatacmdlet.

Correct Answer: ABE

Section: (none)

Explanation

Explanation/Reference:

QUESTION 53

Your network contains a server named Server1 that runs Windows Server 2012 R2. Server1 has the Print and Document Services server role installed.

You connect a new print device to the network. The marketing department and the sales department will use the print device.

You need to provide users from both departments with the ability to print to the network print device. The solution must ensure that if there are multiple documents queued to print, the documents from the sales users print before the documents from the marketing users.

What should you do on Server1?

- A. Add two printers and configure printer pooling.
- B. Add one printer. Modify the printer priority and the security settings.
- C. Add two printers. Modify the priorities of each printer and the security settings of each printer.
- D. Add one printer and configure printer pooling.

Correct Answer: C

Section: (none)

Explanation

Explanation/Reference:

Explanation:

To set different print priority to different groups you need to navigate to the Advanced tab of the Printers and Faxes properties to set priorities to ensure that the Sales department print jobs take priority.

References:

Exam Ref 70-410: Installing and Configuring Windows Server 2012 R2: Objective 2.3 Configure print and document services, Chapter 2: Configure Server roles and Features, p. 93, 97, 104

Training Guide: Installing and Configuring Windows Server 2012 R2: Chapter 9: Print and Document Services, p. 444

[http://technet.microsoft.com/en-us/library/cc738090\(v=ws.10\).aspx](http://technet.microsoft.com/en-us/library/cc738090(v=ws.10).aspx)

QUESTION 54

Your network contains an Active Directory domain named contoso.com. The domain contains two member servers named Server1 and Server2 that run Windows Server 2012 R2.

You log on to Server1.

You need to retrieve a list of the active TCP connections on Server2.

Which command should you run from Server1?

- A. winrm get server2
- B. netstat> server2
- C. dsquery * -scope base -attrip,server2
- D. winrs -r:server2netstat

Correct Answer: D

Section: (none)

Explanation

Explanation/Reference:

QUESTION 55

Your network contains an Active Directory domain named contoso.com. The network contains a server named Server1 that runs Windows Server 2012 R2 and a server named Server2 that runs Windows Server 2008 R2 Service Pack 1 (SP1). Server1 and Server2 are member servers.

You need to ensure that you can manage Server2 from Server1 by using Server Manager.

Which two tasks should you perform? (Each correct answer presents part of the solution. Choose two.)

- A. Install Remote Server Administration Tools on Server1.
- B. Install Windows Management Framework 3.0 on Server2.
- C. Install the Windows PowerShell 2.0 engine on Server1.
- D. Install Microsoft .NET Framework 4 on Server2.
- E. Install Remote Server Administration Tools on Server2.

Correct Answer: BD

Section: (none)

Explanation

Explanation/Reference:

Explanation:

To be able to fully manage remote servers that run Windows Server 2008 or the R2 Service Pack 1 operating system, you should install the .NET Framework 4 on Server2 first followed by the Windows Management Framework 3.0.

QUESTION 56

Your network contains an Active Directory domain named contoso.com. The domain contains two servers named Server1 and Server2. Server1 runs Windows Server 2012 R2. Server2 runs Windows Server 2008 R2 Service Pack 1 (SP1) and has the DHCP Server server role installed.

You need to manage DHCP on Server2 by using the DHCP console on Server1.

What should you do first?

- A. From the Microsoft Management Console on Server1, add a snap-in.
- B. From Windows PowerShell on Server1, run Install-WindowsFeature.
- C. From Windows Firewall with Advanced Security on Server2, create an inbound rule.
- D. From Internet Explorer on Server2, download and install Windows Management Framework 3.0.

Correct Answer: B

Section: (none)

Explanation

Explanation/Reference:

Explanation:

The DHCP snap-in isn't available unless the DHCP feature is installed. Server 1 is stated to not have DHCP installed, so the snap-in therefore cannot be added. We must add the DHCP server role.

References:

Training Guide: Installing and Configuring Windows Server 2012 R2, Chapter 6 Network Administration, p.228

QUESTION 57

Your network contains an Active Directory domain named contoso.com. The domain contains two servers named Server1 and Server2 that run Windows Server 2012 R2. Server1 has the Group Policy Management feature installed. Server2 has the Print and Document Services server role installed.

On Server2, you open Print Management and you deploy a printer named Printer1 by using a Group Policy object (GPO) named GPO1. When you open GPO1 on Server1, you discover that the Deployed Printers node does not appear.

You need to view the Deployed Printers node in GPO1.

What should you do?

- A. On Server1, modify the Group Policy filtering options of GPO1.
- B. On a domain controller, create a Group Policy central store.
- C. On Server2, install the Group Policy Management feature.
- D. On Server1, configure the security filtering of GPO1.

Correct Answer: C

Section: (none)

Explanation

Explanation/Reference:

Explanation:

To use Group Policy for printer deployment you will need to have a Windows Active Directory domain, and this article assumes that your Domain Controller is a Windows 2008 R2 Server. You will also need the Print Services role installed on a server (can be on your DC), and you will be using the Print Management and Group Policy Management consoles to configure the various settings. It is assumed that you have already followed Part One and have one or more printers shared on your server with the necessary drivers, ready to deploy to your client computers. The question does not mention if GPMC is installed on server 2, so I assume that it does not deploy the GPO because it had no GPMC on server 2. GPMC is not installed by default.

QUESTION 58

Your network contains an Active Directory domain named contoso.com. The domain contains a member server named Server 1. Server1 runs Windows Server 2012 R2 and has the DHCP Server server role installed.

You create two IPv4 scopes on Server1. The scopes are configured as shown in the following table.

Scope name	IPv4 scope
Subnet_Tor	192.168.2.0/24
Subnet_Mtl	192.168.1.0/24

The DHCP clients in Subnet_Tor can connect to the client computers in Subnet_Mtl by using an IP address or a FQDN. You discover that the DHCP clients in Subnet_Mtl can connect to client computers in Subnet_Tor by using an IP address only.

You need to ensure that the DHCP clients in both subnets can connect to any other DHCP client by using a FQDN.

What should you add?

- A. The 006 DNS Servers option to Subnet_Mtl
- B. The 006 DNS Servers option to Subnet_Tor
- C. The 015 DNS Domain Name option to Subnet_Mtl
- D. The 015 DNS Domain Name option to Subnet_Tor

Correct Answer: A

Section: (none)

Explanation

Explanation/Reference:

QUESTION 59

Your network contains an Active Directory forest named contoso.com. The forest contains two domains named contoso.com and child.contoso.com. The forest contains two domain controllers. The domain controllers are configured as shown in the following table.

Server name	Domain	Role
DC1	Contoso.com	DNS Server Domain controller
DC2	Child.contoso.com	Domain controller

You need to ensure that DC2 can provide authoritative responses for queries to the contoso.com namespace.

What should you do?

- A. On DC2, create a forwarder.
- B. On DC1, create a delegation.
- C. On DC1, change the replication scope of the contoso.com zone.
- D. On DC2, modify the Zone Transfers settings.

Correct Answer: B

Section: (none)

Explanation

Explanation/Reference:

QUESTION 60

You have a server named Server1 that runs a Server Core installation of Windows Server 2012 R2.

Server1 is configured to obtain an IPv4 address by using DHCP.

You need to configure the IPv4 settings of the network connection on Server1 as follows:

- IP address: 10.1.1.1
- Subnet mask: 255.255.240.0
- Default gateway: 10.1.1.254

What should you run?

- A. netsh.exe
- B. netcfg.exe
- C. msconfig.exe
- D. ipconfig.exe

Correct Answer: A

Section: (none)

Explanation

Explanation/Reference:

Explanation:

In order to configure TCP/IP settings such as the IP address, Subnet Mask, Default Gateway, DNS and WINS addresses and many other options you can use Netsh.exe.

QUESTION 61

Your network contains an Active Directory domain named contoso.com. The domain contains a domain controller named DC1 that hosts the primary DNS zone for contoso.com.

All client computers are configured to use DC1 as the primary DNS server.

You need to configure DC1 to resolve any DNS requests that are not for the contoso.com zone by querying the DNS server of your Internet Service Provider (ISP).

What should you configure?

- A. Naming Authority Pointer (NAPTR) DNS resource records (RR)
- B. Name server (NS) records
- C. Forwarders
- D. Conditional forwarders

Correct Answer: C

Section: (none)

Explanation

Explanation/Reference:

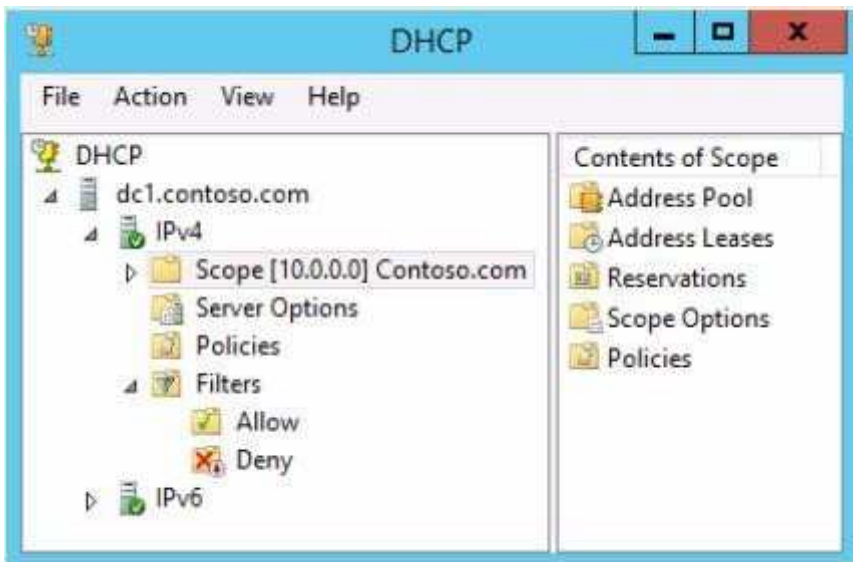
Explanation:

On a network with several servers and/or client computers a server that is configured as a forwarder will manage the Domain Name System (DNS) traffic between your network and the Internet.

QUESTION 62

Your network contains an Active Directory domain named contoso.com. The domain contains a domain controller named DC1 that runs Windows Server 2012 R2 and a client computer named Computer1 that runs windows 8.

DC1 is configured as a DHCP server as shown in the exhibit.(Click the Exhibit button.)



Computer1 is configured to obtain an IP address automatically.

You notice that Computer1 is unable to obtain an IP address from DC1

You need to ensure that Computer1 can receive an IP address from DC1.

What should you do?

- A. Disable the Allow filters.
- B. Disable the Deny filters.
- C. Authorize DC1.contoso.com.
- D. Activate Scope [10.1.1.0] Contoso.com.

Correct Answer: A

Section: (none)

Explanation

Explanation/Reference:

Red down arrow indicates an unauthorized DHCP server

QUESTION 63

Your network contains an Active Directory domain named contoso.com. The domain contains a server named Server1 that runs Windows Server 2012 R2 and has the Remote Access server role installed.

A user named User1 must connect to the network remotely. The client computer of User1 requires Challenge Handshake Authentication Protocol (CHAP) for remote connections. CHAP is enabled on Server1.

You need to ensure that User1 can connect to Server1 and authenticate to the domain.

What should you do from Active Directory Users and Computers?

- A. From the properties of User1, select Store password using reversible encryption.
- B. From the properties of Server1, assign the Allowed to Authenticate permission to User1.
- C. From the properties of User1, select Use Kerberos DES encryption types for this account.
- D. From the properties of Server1, select Trust this computer for delegation to any service (Kerberos only).

Correct Answer: A

Section: (none)

Explanation

Explanation/Reference:

QUESTION 64

Your network contains an Active Directory forest named contoso.com. All domain controllers currently run Windows Server 2008 R2.

You plan to install a new domain controller named DC4 that runs Windows Server 2012 R2.

The new domain controller will have the following configurations:

- Schema master
- Global catalog server
- DNS Server server role
- Active Directory Certificate Services server role

You need to identify which configurations cannot be fulfilled by using the Active Directory Domain Services Configuration Wizard.

Which two configurations should you identify? (Each correct answer presents part of the solution. Choose two.)

- A. Install the DNS Server role.
- B. Enable the global catalog server.
- C. Install the Active Directory Certificate Services role.
- D. Transfer the schema master.

Correct Answer: CD

Section: (none)

Explanation

Explanation/Reference:

Installation Wizard will automatically install DNS and allows for the option to set it as a global catalog server. ADCS and schema must be done separately.

QUESTION 65

Your network contains an Active Directory domain named adatum.com.

You discover that when users join computers to the domain, the computer accounts are created in the Computers container.

You need to ensure that when users join computers to the domain, the computer accounts are automatically created in an organizational unit (OU) named All_Computers.

What should you do?

- A. From a command prompt, run the redircmp.exe command.
- B. From ADSI Edit, configure the properties of the Computers container.
- C. From Ldp, configure the properties of the Computers container.
- D. From Windows PowerShell, run the Move-ADObjectcmdlet.

Correct Answer: A

Section: (none)

Explanation

Explanation/Reference:

Explanation:

This command redirects the default container for newly created computers to a specified, target organizational unit (OU) so that newly created computer objects are created in the specific target OU instead of in All_Computers.

References:

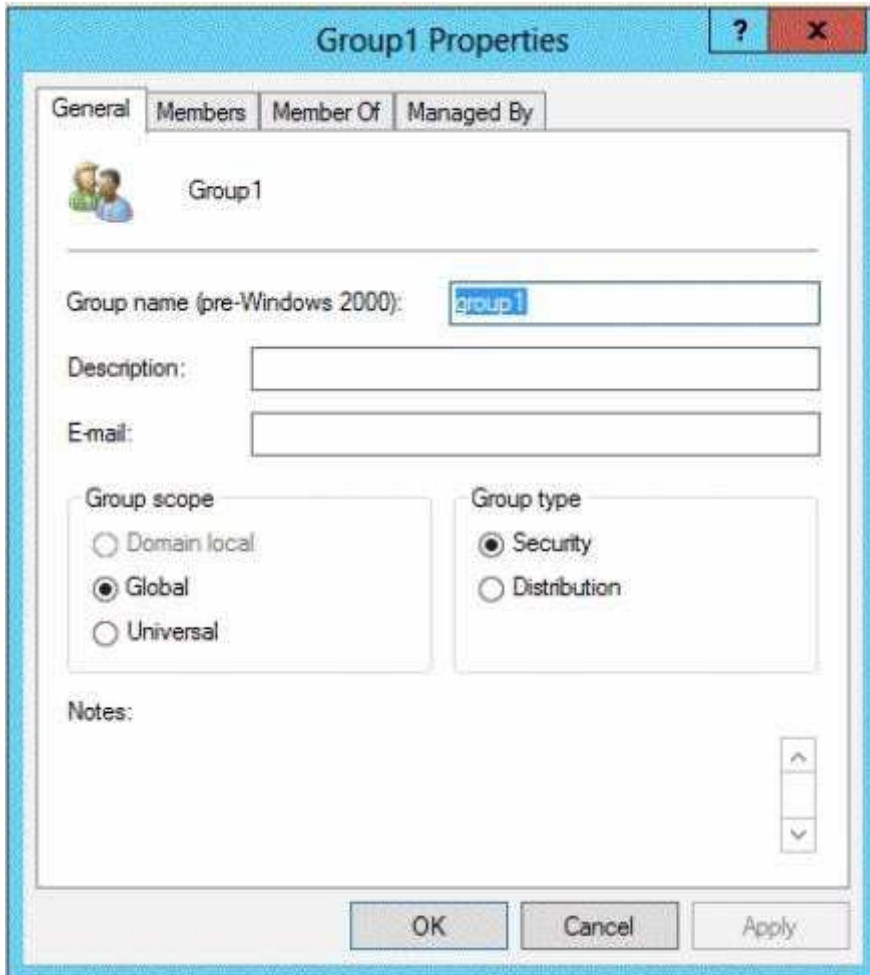
<http://technet.microsoft.com/en-us/library/cc770619.aspx>

QUESTION 66

Your network contains an Active Directory domain named contoso.com.

You log on to a domain controller by using an account named Admin1. Admin1 is a member of the Domain Admins group.

You view the properties of a group named Group1 as shown in the exhibit. (Click the Exhibit button.)



Group1 is located in an organizational unit (OU) named OU1.

You need to ensure that users from Group1 can modify the Security settings of OU1 only.

What should you do from Active Directory Users and Computers?

- A. Right-click OU1 and select Delegate Control.
- B. Right-click contoso.com and select Delegate Control.
- C. Modify the Security settings of Group1.
- D. Modify the Managed By settings on OU1.

Correct Answer: A

Section: (none)

Explanation

Explanation/Reference:

Explanation:

Delegating control to only the OU will allow the users of Group1 to modify the security settings.

References:

[http://msdn.microsoft.com/en-us/library/windows/desktop/ms676857\(v=vs.85\).aspx](http://msdn.microsoft.com/en-us/library/windows/desktop/ms676857(v=vs.85).aspx) <http://>

QUESTION 67

Your network contains an Active Directory forest named contoso.com. The forest contains a single domain. All servers runs Windows Server 2012 R2. The domain contains two domain controllers named DC1 and DC2. Both domain controllers are virtual machines on a Hyper-V host.

You plan to create a cloned domain controller named DC3 from an image of DC1.

You need to ensure that you can clone DC1.

Which two actions should you perform? (Each correct answer presents part of the solution. Choose two.)

- A. Add the computer account of DC3 to the Cloneable Domain Controllers group.
- B. Modify the contents of the DefaultDCCloneAllowList.xml file on DC1.
- C. Run the Enable-AdOptionalFeaturecmdlet.
- D. Create a DCCloneConfig.xml file on DC1.
- E. Add the computer account of DC1 to the Cloneable Domain Controllers group.

Correct Answer: DE

Section: (none)

Explanation

Explanation/Reference:

Cloneable Domain Controllers Group (located in the Users container). Membership in this group dictates whether a DC can or cannot be cloned. This group has some permissions set on the domain head that should not be removed. Removing these permissions will cause cloning to fail. Also, as a best practice, DCs shouldn't be added to the group until you plan to clone and DCs should be removed from the group once cloning is complete. Cloned DCs will also end up in the Cloneable Domain Controllers group.

DCCloneConfig.xml is an XML configuration file that contains all of the settings the cloned DC will take when it boots. This includes network settings, DNS, WINS, AD site name, new DC name and more.

QUESTION 68

Your network contains an Active Directory domain named contoso.com.

You create a software restriction policy to allow an application named App1 by using a certificate rule. You need to ensure that when users attempt to execute App1, the certificate for App1 is verified against a certificate revocation list (CRL).

What should you do?

- A. Modify the rule for App1.
- B. Modify the Trusted Publishers Properties.
- C. Create a new certificate rule for App1.
- D. Modify the Enforcement Properties.

Correct Answer: B

Section: (none)

Explanation

Explanation/Reference:

QUESTION 69

Your network contains an Active Directory domain named contoso.com. The domain contains an organizational unit (OU) named OU1.

You need to ensure that when new client computers join the domain, their computer accounts are created in OU1 by default.

What should you do?

- A. From Windows PowerShell, run the Move-ADObjectcmdlet.
- B. From a command prompt, run the redircmp.exe command.
- C. From ADSI Edit, configure the properties of the OU1 object.
- D. From Ldp, configure the properties of the Computers container.

Correct Answer: B

Section: (none)

Explanation

Explanation/Reference:

Explanation:

Redirects the default container for newly created computers to a specified, target organizational unit (OU) so that newly created computer objects are created in the specific target OU instead of in CN=Computers. The CN=Computers container is a computer-protected object. For backward compatibility reasons, you cannot (and must not) remove it.

References:

<http://technet.microsoft.com/en-us/library/cc770619.aspx>

QUESTION 70

Your network contains an Active Directory domain named contoso.com. The domain contains 100 user accounts that reside in an organizational unit (OU) named OU1.

You need to ensure that a user named User1 can link and unlink Group Policy objects (GPOs) to OU1. The solution must minimize the number of permissions assigned to User1.

What should you do?

- A. Run the Delegation of Control Wizard on OU1.
- B. Add User1 to the Group Policy Creator Owners group.
- C. Modify the permission on the \\Contoso.com\SYSVOL\Contoso.com\Policies folder.
- D. Modify the permissions on the User1 account.

Correct Answer: A

Section: (none)

Explanation

Explanation/Reference:

The Delegation of Control Wizard allows you to delegate tasks, active Directory Object types and to set permissions.

QUESTION 71

Your network contains an Active Directory forest named contoso.com. The forest contains a single domain. The domain contains two domain controllers named DC1 and DC2 that run Windows Server 2012 R2.

The domain contains a user named User1 and three global security groups named Group1, Group2 and, Group3.

You need to add User1 to Group1, Group2, and Group3.

Which cmdlet should you run?

- A. Add-AdPrincipalGroupMembership
- B. Install-AddsDomainController
- C. Install-WindowsFeature
- D. Install-AddsDomain
- E. Rename-AdObject
- F. Set-AdAccountControl
- G. Set-AdGroup
- H. Set-User

Correct Answer: A

Section: (none)

Explanation

Explanation/Reference:

Explanation:

The Add-ADPrincipalGroupMembership cmdlet adds a user, group, service account, or computer as a new member to one or more Active Directory groups.

References:

<http://technet.microsoft.com/en-us/library/ee617203.aspx> <http://technet.microsoft.com/en-us/library/hh974723.aspx>

QUESTION 72

Your network contains an Active Directory forest named contoso.com. The forest contains a single domain. The domain contains two domain controllers named DC1 and DC2 that run Windows Server 2012 R2.

The domain contains a user named User1 and a global security group named Group1.

User1 logs on to a client computer named Computer1.

You need to disable the computer account of Computer1.
Which cmdlet should you run?

- A. Add AdPrincipalGroupMember.hip
- B. Install -AddsDomainController
- C. Install-WindowsFeature
- D. Install AddsDomain
- E. RrenameAdObject
- F. Set-AdAccountControl
- G. Set-AdGroup
- H. Set-User

Correct Answer: F

Section: (none)

Explanation

Explanation/Reference:

Explanation:

The Rename-ADObject cmdlet changes the name of an Active Directory object.

References:

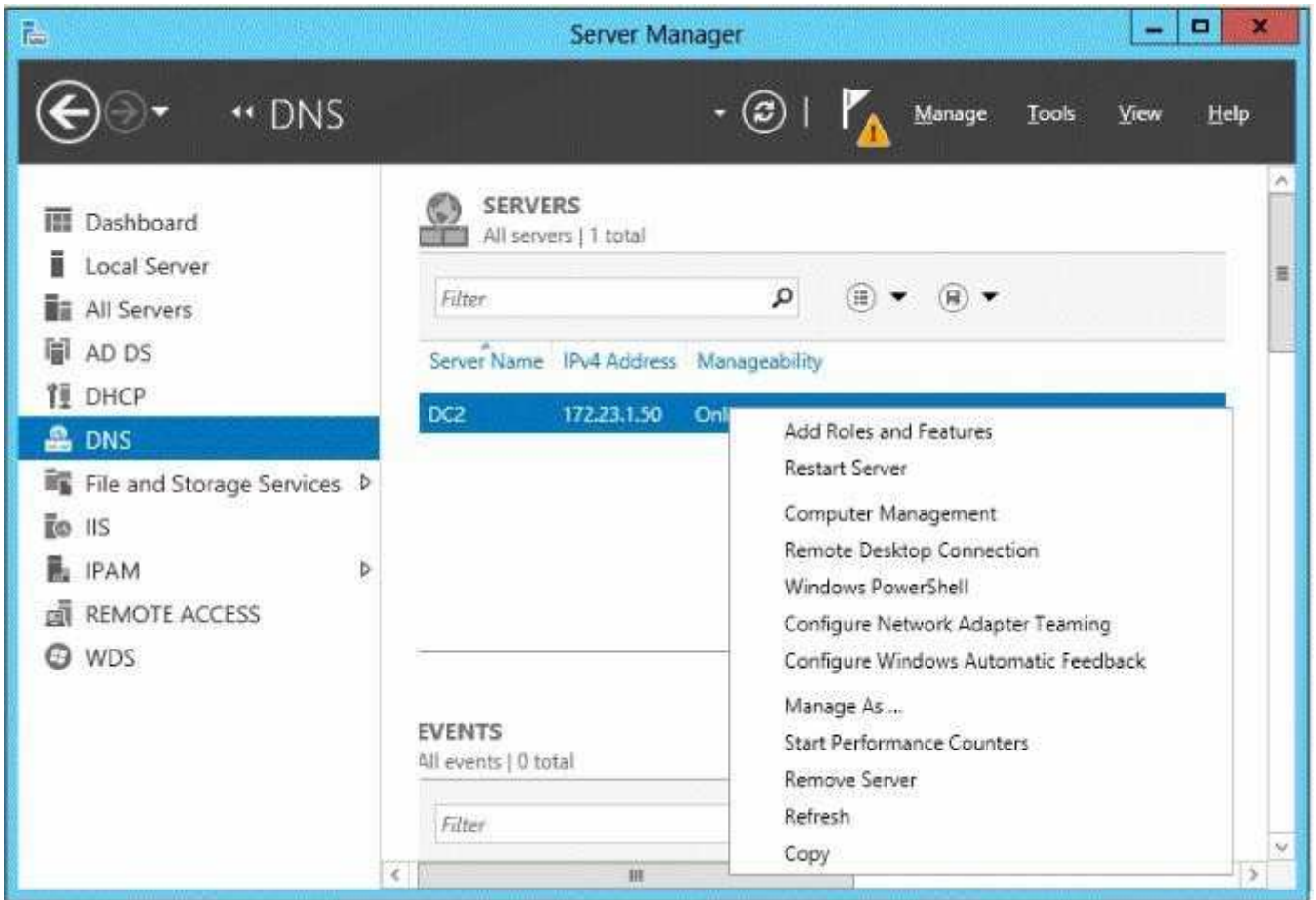
<http://technet.microsoft.com/en-us/library/ee617225.aspx>

QUESTION 73

Your network contains an Active Directory domain named contoso.com. The domain contains a member server named Server1 and a domain controller named DC2. All servers run Windows Server 2012 R2. All domain controllers are configured as DNS servers.

On Server1, you open Server Manager and you add DC2 as another server to manage.

From Server Manager on Server1, you right-click DC2 as shown in the exhibit. (Click the Exhibit button.)



You need to ensure that when you right-click DC2, you see the option to run DNS Manager.

What should you do?

- A. On Server1, install the Role Administration Tools.
- B. In the domain, add Server1 to the DNS Admins group.
- C. On DC2 and Server1, run winrmquickconfig.
- D. On DC2, install the Feature Administration Tools.

Correct Answer: A

Section: (none)

Explanation

Explanation/Reference:

The Domain Name System (DNS) role is a role that provides a standard method for associating names with numeric Internet addresses. This lets users refer to network computers by using easy-to-remember names instead of a long series of numbers. Windows DNS services can be integrated with DHCP services, eliminating the need to add DNS records as computers are added to the network.

QUESTION 74

Your network contains an Active Directory forest. The forest functional level is Windows Server 2012 R2. The forest contains a single domain. The domain contains a member server named Server1. Server1 runs Windows Server 2012 R2.

You purchase a network scanner named Scanned that supports Web Services on Devices (WSD). You need to share the network scanner on Server1.

Which server role should you install on Server1?

- A. Web Server (IIS)
- B. Fax Server
- C. Print and Document Services
- D. File and Storage Services

Correct Answer: C

Section: (none)

Explanation

Explanation/Reference:

Explanation:

The Print and Document Services role allows for the configuration to share printers, scanners and fax devices.

References:

Exam Ref 70-410: Installing and Configuring Windows Server 2012 R2, Chapter 1: Installing and Configuring servers, Objective 1.2: Configure servers, p. 8 <http://technet.microsoft.com/en-us/library/hh831468.aspx>

QUESTION 75

Your network contains an Active Directory domain named contoso.com. The domain contains three servers named Server1, Server2, and Server3.

You create a server group named ServerGroup1.

You discover the error message shown in the following exhibit.(Click the Exhibit button.)

The screenshot displays the Server Manager interface. The left-hand navigation pane includes links for Dashboard, Local Server, All Servers, AD DS, DNS, File and Storage Services, Print Services, and ServerGroup1. The main area is divided into two sections: 'SERVERS' and 'EVENTS'. The 'SERVERS' section shows a table with columns for Server Name, IPv4 Address, and Manageability. The 'EVENTS' section shows a table with columns for Server Name, ID, Severity, Source, Log, and Da.

Server Name	IPv4 Address	Manageability
DC1	192.168.2.100	Online
SERVER1	192.168.2.101	Online - Performance counters not started
SERVER2	192.168.2.102	Online - Access denied
SERVER3	192.168.2.103	Target computer not accessible

Server Name	ID	Severity	Source	Log	Da
All events 0 total					

You need to ensure that Server2 can be managed remotely by using Server Manager.

What should you do?

- A. On DC1, run the Enable-PSSessionConfigurationcmdlet.
- B. On Server2, run the Add-Computer cmdlet.
- C. On Server2/ modify the membership of the Remote Management Users group.
- D. From Active Directory Users and Computers, add a computer account named Server2, and then restart Server2.

Correct Answer: C

Section: (none)

Explanation

Explanation/Reference:

Explanation/Reference:

This is a security issue. To be able to access Server2 remotely through Server Manager the user need to be a member of the Remote Management Users group.

QUESTION 76

Your network contains a server named Server1 that runs Windows Server 2012 R2. Server1 has the Hyper-V server role installed. Server1 hosts four virtual machines named VM1, VM2, VM3, and VM4. Server1 is configured as shown in the following table.

Hardware component	Configuration
Processor	Eight quad-core CPUs that have non-uniform memory access (NUMA)
Memory	32 GB of RAM
Disk	Two local 4-TB disks
Network	Eight network adapters VMQ-supported PCI-SIG-supported

VM3 is used to test applications.

You need to prevent VM3 from synchronizing its clock to Server1. What should you configure?

- A. NUMA topology
- B. Resource control
- C. Resource metering
- D. Virtual Machine Chimney
- E. The VLAN ID
- F. Processor Compatibility
- G. The startup order
- H. Automatic Start Action
- I. Integration Services
- J. Port mirroring
- K. Single-root I/O visualization

Correct Answer: I

Section: (none)

Explanation

Explanation/Reference:

Explanation:

Integration Services settings on virtual machines includes services such as operating system shutdown, time synchronization, data exchange, Heart beat, and Backup (volume snapshot services). Thus you should disable the time synchronization using Integration Services.

References:

<http://blogs.technet.com/b/virtualization/archive/2008/08/29/backing-up-hyper-v-virtual-machines.aspx>
Exam Ref 70-410, Installing and Configuring Windows Server 2012 R2, Chapter 3: Configure Hyper-V, Objective 3.1: Create and Configure virtual machine settings, p. 144

QUESTION 77

You have a server named Server1 that runs Windows Server 2012 R2.

You try to install the Microsoft .NET Framework 3.5 Features feature on Server1, but the installation fails repeatedly.

You need to ensure that the feature can be installed on Server1.

What should you do?

- A. Install Windows Identity Foundation (WIF) 3.5.
- B. Install the Web Server (IIS) server role.
- C. Connect Server1 to the Internet.
- D. Run the Add-AppxProvisionedPackagecmdlet.

Correct Answer: C

Section: (none)

Explanation

Explanation/Reference:

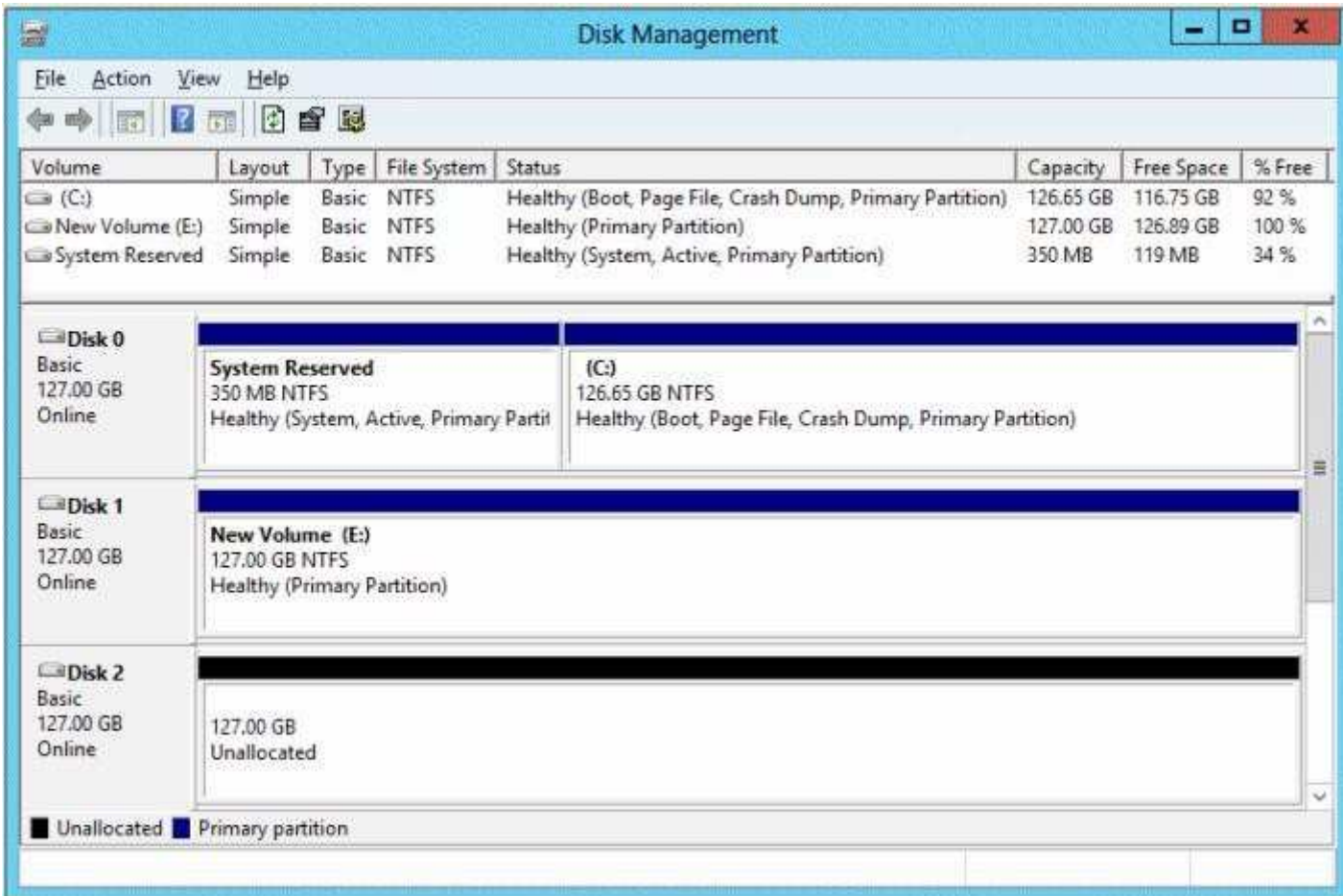
The files needed are no longer available on the local Hard drive. We need to connect the server to the Internet.

Important to note that when starting with Windows Server 2012 R2 and Windows 8, the feature files for .NET Framework 3.5 (which includes .NET Framework 2.0 and .NET Framework 3.0) are not available on the local computer by default. The files have been removed. Files for features that have been removed in a Features on Demand configuration, along with feature files for .NET Framework 3.5, are available through Windows Update. By default, if feature files are not available on the destination server that is running Windows Server 2012 R2 Preview or Windows Server 2012 R2, the installation process searches for the missing files by connecting to Windows Update. You can override the default behavior by configuring a Group Policy setting or specifying an alternate source path during installation, whether you are installing by using the Add Roles and Features Wizard GUI or a command line.

QUESTION 78

You have a server that runs Windows Server 2012 R2.

The disks on the server are configured as shown in the exhibit.(Click the Exhibit button.)



You need to create a storage pool that contains Disk 1 and Disk 2.

What should you do first?

- A. Convert Disk 1 and Disk 2 to GPT disks.
- B. Create a volume on Disk 2.
- C. Convert Disk 1 and Disk 2 to dynamic disks.
- D. Delete volume E.

Correct Answer: D

Section: (none)

Explanation

Explanation/Reference:

Explanation:

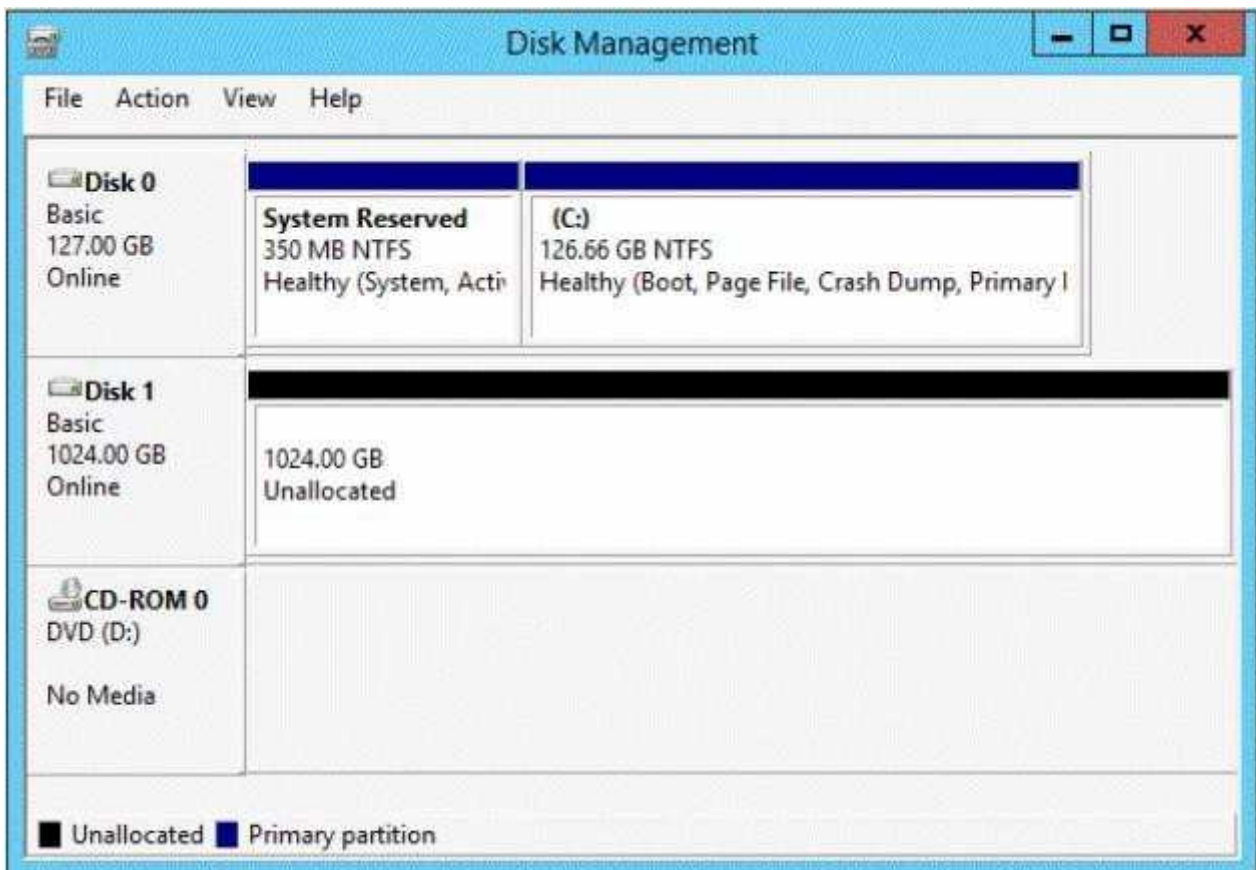
Storage Pools use unallocated space thus you need to delete Volume E.

References:

<http://technet.microsoft.com/en-us/library/ff399688.aspx>

QUESTION 79

You have a server named Server1 that runs Windows Server 2012 R2. You add an additional disk to Server1 as shown in the exhibit.(Click the Exhibit button.)



You need to ensure that users can access the additional disk from drive C.

What should you do?

- A. Convert Disk 0 to a dynamic disk and add a mirror.
- B. Create a simple volume on Disk 1 and mount the volume to a folder.
- C. Convert Disk 0 and Disk 1 to dynamic disks and extend a volume.
- D. Convert Disk 1 to a dynamic disk and create a spanned volume.

Correct Answer: B

Section: (none)

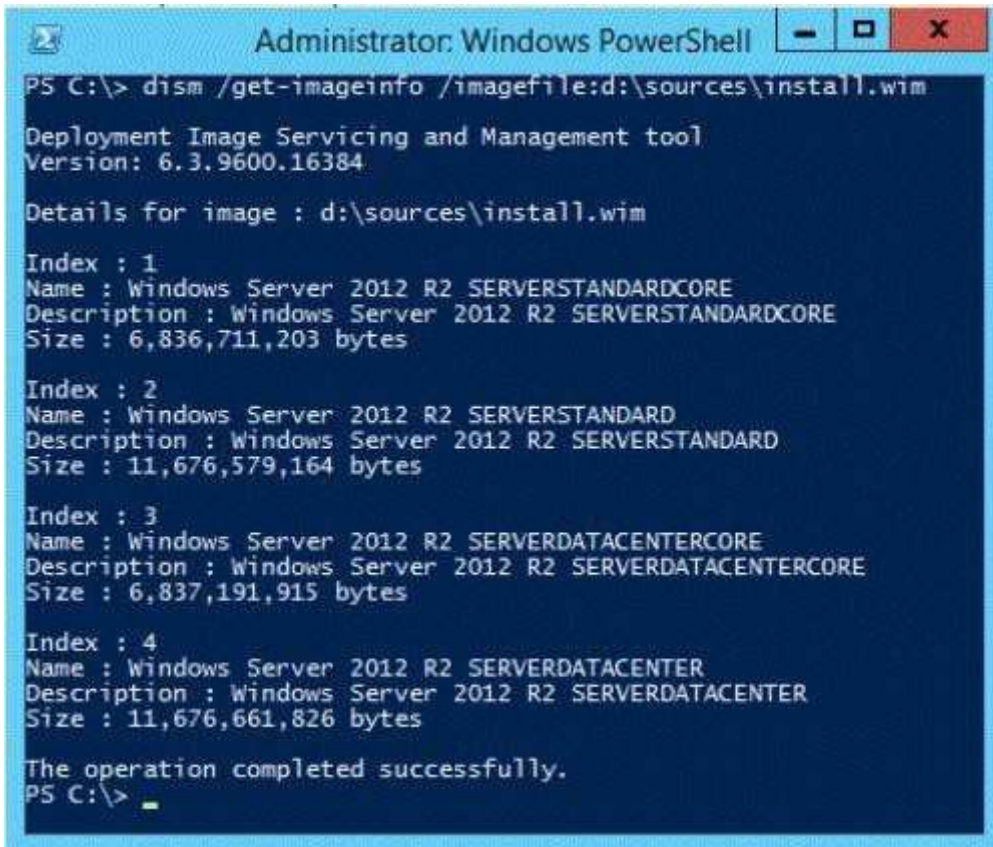
Explanation

Explanation/Reference:

QUESTION 80

You have a server named Server1 that runs a Server Core Installation of Windows Server 2012 R2 Datacenter.

You have a WIM file that contains the four images of Windows Server 2012 R2 as shown in the Images exhibit.(Click the Exhibit button.)



```
Administrator: Windows PowerShell
PS C:\> dism /get-imageinfo /imagefile:d:\sources\install.wim

Deployment Image Servicing and Management tool
Version: 6.3.9600.16384

Details for image : d:\sources\install.wim

Index : 1
Name : Windows Server 2012 R2 SERVERSTANDARDCORE
Description : Windows Server 2012 R2 SERVERSTANDARDCORE
Size : 6,836,711,203 bytes

Index : 2
Name : Windows Server 2012 R2 SERVERSTANDARD
Description : Windows Server 2012 R2 SERVERSTANDARD
Size : 11,676,579,164 bytes

Index : 3
Name : Windows Server 2012 R2 SERVERDATACENTERCORE
Description : Windows Server 2012 R2 SERVERDATACENTERCORE
Size : 6,837,191,915 bytes

Index : 4
Name : Windows Server 2012 R2 SERVERDATACENTER
Description : Windows Server 2012 R2 SERVERDATACENTER
Size : 11,676,661,826 bytes

The operation completed successfully.
PS C:\> _
```

You review the installed features on Server1 as shown in the Features exhibit.(Click the Exhibit button.)



```
Administrator: C:\Windows\system32\cmd.exe - powershell
[ ] Telnet Server
[ ] IFTP Client
[X] User Interfaces and Infrastructure
   [ ] Graphical Management Tools and Infrastructure
   [ ] Desktop Experience
   [ ] Server Graphical Shell
[ ] Windows Biometric Framework
[ ] Windows Feedback Forwarder
[ ] Windows Identity Foundation 3.5
```

You need to install the Server Graphical Shell feature on Server1.

Which two possible sources can you use to achieve this goal? (Each correct answer presents a complete solution. Choose two.)

- A. Index 1
- B. Index 2
- C. Index 3

D. Index 4

Correct Answer: BD

Section: (none)

Explanation

Explanation/Reference:

Explanation:

When you install Windows Server 2012 R2, you can choose between Server Core Installation and Server with a GUI. The "Server with a GUI" option is the Windows Server 2012 R2 equivalent of the Full installation option available in Windows Server 2008 R2. The "Server Core Installation" option reduces the space required on disk, the potential attack surface, and especially the servicing requirements, so we recommend that you choose the Server Core installation unless you have a particular need for the additional user interface elements and graphical management tools that are included in the "Server with a GUI" option. For this reason, the Server Core installation is now the default. Because you can freely switch between these options at any time later, one approach might be to initially install the Server with a GUI option, use the graphical tools to configure the server, and then later switch to the Server Core Installation option.

Reference: Windows Server Installation Options

QUESTION 81

Your network contains several servers that run Windows Server 2012 R2 and client computers that run Windows 8.1.

You download several signed Windows PowerShell scripts from the Internet.

You need to run the PowerShell scripts on all of the servers and all of the client computers.

What should you modify first?

- A. The environment variables on all of the servers
- B. The execution policy on all of the servers
- C. The execution policy on all of the client computers
- D. The environment variables on all client computers

Correct Answer: C

Section: (none)

Explanation

Explanation/Reference:

First modify the environment variables on the server, then modify them on client computers.

QUESTION 82

You have a server named Server1 that runs Windows Server 2012 R2.

Server1 has following storage spaces:

- Data
- Users
- Backups
- Primordial

You add an additional hard disk to Server1.

You need to identify which storage space contains the new hard disk.

Which storage space contains the new disk?

- A. Primordial
- B. Data
- C. Users
- D. Backups

Correct Answer: A

Section: (none)

Explanation

Explanation/Reference:

QUESTION 83

Your network contains an Active Directory domain named adatum.com. The domain contains a member server named L0N-DC1. L0N-DC1 runs Windows Server 2012 R2 and has the DHCP Server server role installed.

The network contains 100 client computers and 50 IP phones. The computers and the phones are from the same vendor.

You create an IPv4 scope that contains addresses from 172.16.0.1 to 172.16.1.254.

You need to ensure that the IP phones receive IP addresses in the range of 172.16.1.100 to 172.16.1.200. The solution must minimize administrative effort.

What should you create?

- A. Server level policies
- B. Reservations
- C. Filters
- D. Scope level policies

Correct Answer: D

Section: (none)

Explanation

Explanation/Reference:

Explanation:

The scope is already in place.

Scope level policies are typically settings that only apply to that scope. They can also overwrite a setting that was set at the server level.

References:

Training Guide: Installing and Configuring Windows Server 2012 R2, Chapter 6: Network Administration, p.253

QUESTION 84

You have two servers named Server1 and Server2 that run Windows Server 2012 R2. Server1 has the DHCP Server server role installed.

You need to create an IPv6 reservation for Server2.

Which two values should you obtain from Server2? (Each correct answer presents part of the solution. Choose two.)

- A. the hardware ID
- B. the DHCPv6 unique identifier
- C. the DHCPv6 identity association ID
- D. the SMBIOS GUID
- E. the MAC address

Correct Answer: BC

Section: (none)

Explanation

Explanation/Reference:

Explanation:

The Add-DhcpServerv6Reservation cmdlet reserves a specified IPv6 address for the client identified by the specified Dynamic Host Configuration Protocol (DHCP) v6 unique identifier (ID) (DUID) and identity association ID (IAID).

QUESTION 85

Your company has a main office and four branch offices. The main office contains a server named Server1 that runs Windows Server 2012 R2.

The IP configuration of each office is configured as shown in the following table.

Office name	Network ID	Router address
Main	10.10.0.0/22	10.10.0.1
Branch1	172.16.18.0/24	172.16.18.1
Branch2	172.16.17.0/24	172.16.17.1
Branch3	172.16.16.0/24	172.16.16.1
Branch4	172.16.19.0/24	172.16.19.1

You need to add a single static route on Server1 to ensure that Server1 can communicate with the hosts on all of the subnets.

Which command should you run?

- A. route.exe add -p 10.10.0.0 mask 255.255.252.0 10.10.0.1
- B. route.exe add -p 172.16.16.0 mask 255.255.252.0 10.10.0.1
- C. route.exe add -p 10.10.0.0 mask 255.255.252.0 172.16.0.0
- D. route.exe add -p 172.16.18.0 mask 255.255.252.0 10.10.0.1

Correct Answer: B

Section: (none)

Explanation

Explanation/Reference:

Explanation:

These parameters will allow communication with all the hosts.

CIDR prefix-length	Dotted-Decimal	# Individual Addresses	# of Classful Networks
/13	255.248.0.0	512 K	8 Bs or 2048 Cs
/14	255.252.0.0	256 K	4 Bs or 1024 Cs
/15	255.254.0.0	128 K	2 Bs or 512 Cs
/16	255.255.0.0	64 K	1 B or 256 Cs
/17	255.255.128.0	32 K	128 Cs
/18	255.255.192.0	16 K	64 Cs
/19	255.255.224.0	8 K	32 Cs
/20	255.255.240.0	4 K	16 Cs
/21	255.255.248.0	2 K	8 Cs
/22	255.255.252.0	1 K	4 Cs
/23	255.255.254.0	512	2 Cs
/24	255.255.255.0	256	1 C
/25	255.255.255.128	128	1/2 C
/26	255.255.255.192	64	1/4 C
/27	255.255.255.224	32	1/8 C

References:

Exam Ref: 70-410: Installing and Configuring Windows Server 2012 R2, Chapter4: Deploying and configuring core network services, Objective 4.1: Configure IPv4 and IPv6 addressing, p.192, 196

QUESTION 86

Your network contains an Active Directory domain named contoso.com. The network contains 500 client computers that run Windows 8. All of the client computers connect to the Internet by using a web proxy.

You deploy a server named Server1 that runs Windows Server 2012 R2. Server1 has the DNS Server server role installed.

You configure all of the client computers to use Server1 as their primary DNS server.

You need to prevent Server1 from attempting to resolve Internet host names for the client computers.

What should you do on Server1?

- A. Create a primary zone named "root".
- B. Create a primary zone named "GlobalNames".
- C. Create a forwarder that points to 169.254.0.1.
- D. Create a primary zone named ".".

Correct Answer: D

Section: (none)

Explanation

Explanation/Reference:

QUESTION 87

Your network contains two Active Directory forests named contoso.com and adatum.com. Each forest contains one domain. A two-way forest trust exists between the forests.

The forests use the address spaces shown in the following table.

Domain	IP address space
Contoso.com	172.16.0.0
Adatum.com	172.30.0.0

From a computer in the contoso.com domain, you can perform reverse lookups for the servers in the contoso.com domain, but you cannot perform reverse lookups for the servers in the adatum.com domain.

From a computer in the adatum.com domain, you can perform reverse lookups for the servers in both domains.

You need to ensure that you can perform reverse lookups for the servers in the adatum.com domain from the computers in the contoso.com domain.

What should you create?

- A. A trust point
- B. A GlobalNames zone
- C. A delegation
- D. A conditional forwarder

Correct Answer: D

Section: (none)

Explanation

Explanation/Reference:

Explanation:

Conditional forwarders are DNS servers that only forward queries for specific domain names. Instead of forwarding all queries it cannot resolve locally to a forwarder, a conditional forwarder is configured to forward a query to specific forwarders based on the domain name contained in the query. Forwarding in terms of domain names improves conventional forwarding by adding a name-based condition to the

forwarding process.

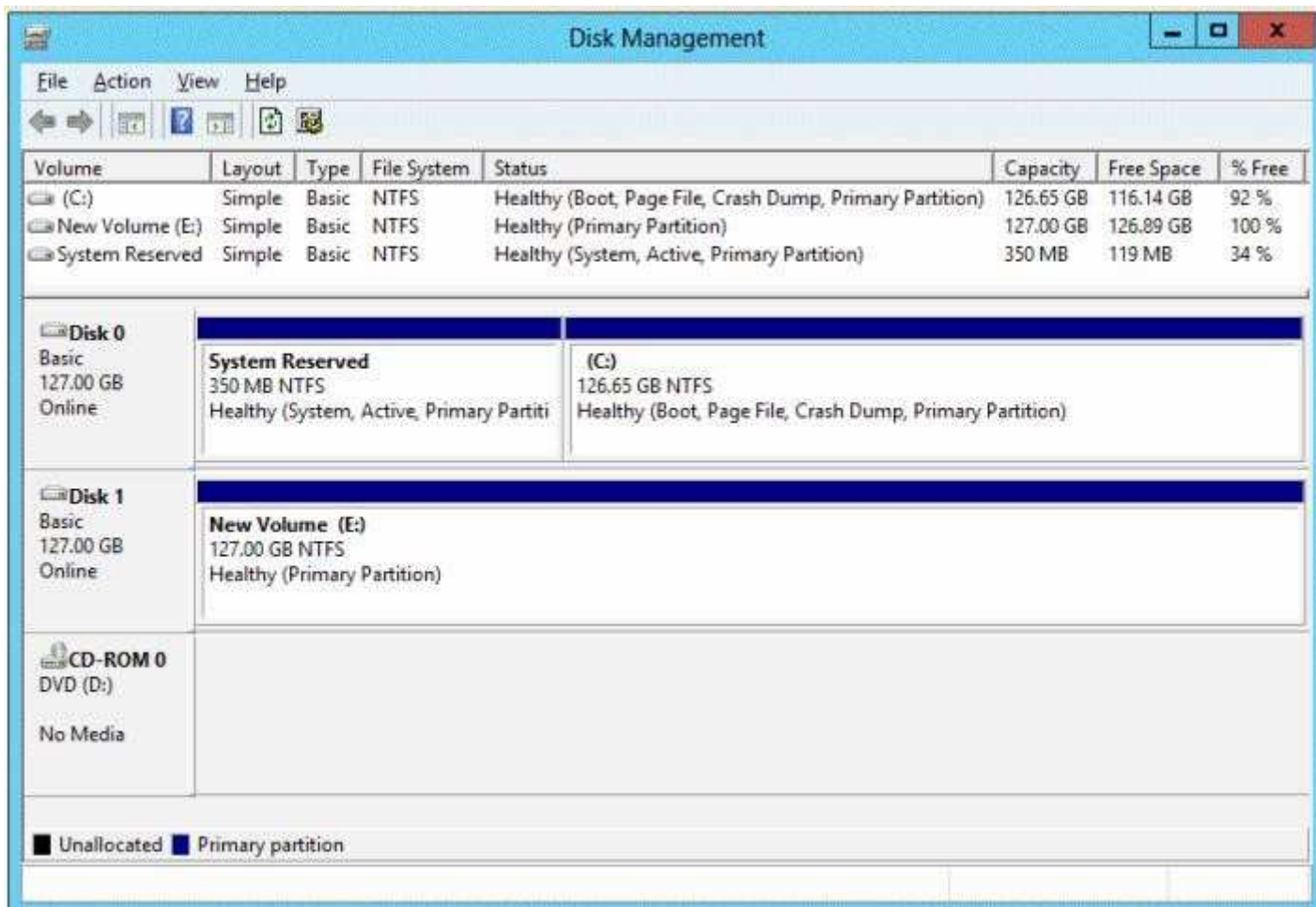
References:

[http://technet.microsoft.com/en-us/library/cc757172\(v=ws.10\).aspx](http://technet.microsoft.com/en-us/library/cc757172(v=ws.10).aspx)

QUESTION 88

You have a server named Server1 that runs Windows Server 2012 R2. Server1 has the Hyper-V server role installed.

The disks on Server1 are configured as shown in the exhibit. (Click the Exhibit button.)



You create a virtual machine on Server1.

You need to ensure that you can configure a pass-through disk for the virtual machine.

What should you do?

- A. Convert Disk 1 to a GPT disk.
- B. Delete partition E.
- C. Convert Disk 1 to a dynamic disk.
- D. Take Disk 1 offline.

Correct Answer: D

Section: (none)

Explanation

Explanation/Reference:

Explanation/References:

Exam Ref 70-410: Installing and Configuring Windows Server 2012 R2: Objective 3.2: Create and

Configure virtual machine storage, Chapter 3: p. 159 Exam Ref 70-410: Installing and Configuring Server 2012: Objective 1.3: Installing and Configuring servers, Chapter 1: p. 42-43
<http://blogs.technet.com/b/askcore/archive/2008/10/24/configuring-pass-through-disks-in-hyper-v.aspx>

QUESTION 89

Your network contains an Active Directory domain named contoso.com. The domain contains a server named Server1. Server1 runs Windows Server 2012 R2.

You need to create a 3-TB virtual hard disk (VHD) on Server1.

Which tool should you use?

- A. Share and Storage Management
- B. New-StoragePool
- C. New-VirtualDisk
- D. Diskpart

Correct Answer: D

Section: (none)

Explanation

Explanation/Reference:

QUESTION 90

Your network contains an Active Directory domain named contoso.com. The domain contains a member server named Server 1. Server1 runs Windows Server 2012 R2 and has the DHCP Server server role installed.

You create two IPv4 scopes on Server1. The scopes are configured as shown in the following table.

Scope name	IPv4 scope
Subnet1	192.168.1.0/24
Subnet2	192.168.2.0/24

The DHCP clients in Subnet1 can connect to the client computers in Subnet2 by using an IP address or a FQDN.

You discover that the DHCP clients in Subnet2 can connect to client computers in Subnet1 by using an IP address only.

You need to ensure that the DHCP clients in both subnets can connect to any other DHCP client by using a FQDN.

What should you add?

- A. The 015 DNS Domain Name option to Subnet1
- B. The 015 DNS Domain Name option to Subnet2
- C. The 006 DNS Servers option to Subnet2
- D. The 006 DNS Servers option to Subnet1

Correct Answer: C

Section: (none)

Explanation

Explanation/Reference:

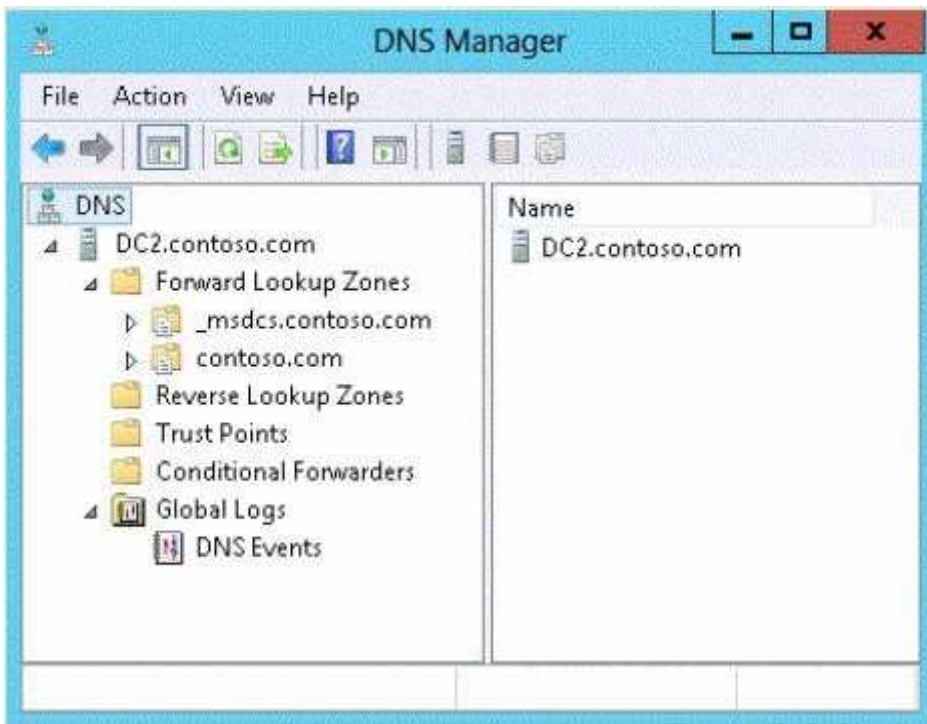
References:

<http://technet.microsoft.com/en-us/library/ee941136%28v=WS.10%29.aspx> Training Guide: Installing and Configuring Windows Server 2012 R2, Chapter 6: Network Administration, p.253

QUESTION 91

You have a server named dc2.contoso.com that runs Windows Server 2012 R2 and has the DNS Server server role installed.

You open DNS Manager as shown in the exhibit.(Click the Exhibit button.)



You need to view the DNS server cache from DNS Manager.
What should you do first?

- A. From the View menu, click Filter...
- B. From the Action menu, click Configure a DNS Server...
- C. From the Action menu, click Properties.
- D. From the View menu, click Advanced.

Correct Answer: D

Section: (none)

Explanation

Explanation/Reference:

Explanation:

Navigating the DNS Manager console you should go to the View menu and click the Advanced tab. That will yield the DNS server cache.

References:

<http://technet.microsoft.com/en-us/library/ee683892%28v=WS.10%29.aspx>

QUESTION 92

Your network contains an Active Directory domain named contoso.com. The domain contains a server named Server1.Server1 runs Windows Server 2012 R2.

You create a group Managed Service Account named gservice1.

You need to configure a service named Service1 to run as the gservice1 account.

How should you configure Service1?

- A. From the Services console, configure the General settings.
- B. From Windows PowerShell, run Set-Service and specify the -StartupType parameter.

- C. From a command prompt, run sc.exe and specify the config parameter.
- D. From a command prompt, run sc.exe and specify the privs parameter.

Correct Answer: C

Section: (none)

Explanation

Explanation/Reference:

Explanation:

Executing the ss.exe command with the config parameter will modify service configuration.

QUESTION 93

You plan to deploy a file server to a temporary location.

The temporary location experiences intermittent power failures. The file server will contain a dedicated volume for shared folders.

You need to create a volume for the shared folders. The solution must minimize the likelihood of file corruption if a power failure occurs.

Which file system should you use?

- A. NFS
- B. FAT32
- C. ReFS
- D. NTFS

Correct Answer: C

Section: (none)

Explanation

Explanation/Reference:

The ReFS file system allows for resiliency against corruptions with the option to salvage amongst many other key features like Metadata integrity with checksums, Integrity streams with optional user data integrity, and shared storage pools across machines for additional failure tolerance and load balancing, etc.

QUESTION 94

Your network contains a Windows Server 2012 R2 image named Server12.wim. Server12.wim contains the images shown in the following table.

Index number	Image name
1	Windows Server 2012 R2 Standard Server Core
2	Windows Server 2012 R2 Standard
3	Windows Server 2012 R2 Datacenter Server Core
4	Windows Server 2012 R2 Datacenter

You need to enable the Windows Server Migration Tools feature in the Windows Server 2012 R2 Datacenter image.

You want to achieve this goal by using the minimum amount of administrative effort.

Which command should you run first?

- A. `dism.exe /image:c:\Server12.wim /enable-feature /featurename:servermigration`
- B. `dism.exe /mount-wim /wimfile:c:\Server12.wim /index:4 /mountdir:c:\mount`
- C. `imagex.exe /capture c: c:\Server12.wim "windows server 2012 r2 datacenter"`
- D. `imagex.exe /apply c:\Server12.wim 4 c:\`

Correct Answer: B

Section: (none)

Explanation

Explanation/Reference:

Explanation:

This command will mount the image before making any changes.

References:

[http://technet.microsoft.com/en-us/library/cc749447\(v=ws.10\).aspx](http://technet.microsoft.com/en-us/library/cc749447(v=ws.10).aspx) [http://technet.microsoft.com/en-us/library/dd744382\(v=ws.10\).aspx](http://technet.microsoft.com/en-us/library/dd744382(v=ws.10).aspx)

QUESTION 95

You perform a Server Core Installation of Windows Server 2012 R2 on a server named Server1.

You need to add a graphical user interface (GUI) to Server1.

Which tool should you use?

- A. The Install-WindowsFeaturecmdlet
- B. The Install-Module cmdlet
- C. The Install-RoleServicecmdlet
- D. The setup.exe command

Correct Answer: A

Section: (none)

Explanation

Explanation/Reference:

The DISM command is called by the Add-WindowsFeature command. Here is the syntax for DISM:
Dism /online /enable-feature /featurename:ServerCore-FullServer /featurename:Server-Gui-Shell /featurename:Server-Gui-Mgmt

QUESTION 96

Your network contains an Active Directory domain named contoso.com. The domain contains two servers named Server1 and Server2 that run Windows Server 2012 R2.

Server2 establishes an IPSec connection to Server1.

You need to view which authentication method was used to establish the initial IPSec connection.

What should you do?

- A. From Windows Firewall with Advanced Security, view the quick mode security association.
- B. From Event Viewer, search the Application Log for events that have an ID of 1704.
- C. From Event Viewer, search the Security Log for events that have an ID of 4672.
- D. From Windows Firewall with Advanced Security, view the main mode security association.

Correct Answer: D

Section: (none)

Explanation

Explanation/Reference:

Explanation:

Main mode negotiation establishes a secure channel between two computers by determining a set of cryptographic protection suites, exchanging keying material to establish a shared secret key, and authenticating computer and user identities. A security association (SA) is the information maintained about that secure channel on the local computer so that it can use the information for future network traffic to the remote computer. You can monitor main mode SAs for information like which peers are currently connected to this computer and which protection suite was used to form the SA.

References:

[http://technet.microsoft.com/en-us/library/dd448497\(v=ws.10\).aspx](http://technet.microsoft.com/en-us/library/dd448497(v=ws.10).aspx)

QUESTION 97

Your network contains an Active Directory domain named contoso.com. The domain contains two servers named Server1 and Server2 that run Windows Server 2012 R2.

You create a security template named Template1 by using the Security Templates snap-in.

You need to apply Template1 to Server2.

Which tool should you use?

- A. System Configuration
- B. Local Security Policy
- C. Certificate Templates
- D. computer Management

Correct Answer: B

Section: (none)

Explanation

Explanation/Reference:

Explanation:

A security policy is a combination of security settings that affect the security on a computer. You can use your local security policy to edit account policies and local policies on your local computer.

QUESTION 98

Your network contains an Active Directory domain named contoso.com. All of the AppLocker policy settings for the member servers are configured in a Group Policy object (GPO) named GPO1.

A member server named Server1 runs Windows Server 2012 R2.

On Server1, you test a new set of AppLocker policy settings by using a local computer policy. You need to merge the local AppLocker policy settings from Server1 into the AppLocker policy settings of GPO1.

What should you do?

- A. From Local Group Policy Editor on Server1, export an .inf file. Import the .inf file by using Group Policy Management Editor.
- B. From Server1, run the Set-ApplockerPolicycmdlet.

C. From Local Group Policy Editor on Server1, export an .xml file. Import the .xml file by using Group Policy Management Editor.

D. From Server1, run the New-ApplockerPolicycmdlet.

Correct Answer: B

Section: (none)

Explanation

Explanation/Reference:

Explanation:

The Set-AppLockerPolicy cmdlet sets the specified Group Policy Object (GPO) to contain the specified AppLocker policy. If no Lightweight Directory Access Protocol (LDAP) is specified, the local GPO is the

default.

When the Merge parameter is used, rules in the specified AppLocker policy will be merged with the AppLocker rules in the target GPO specified in the LDAP path. The merging of policies will remove rules with duplicate rule IDs, and the enforcement setting specified by the AppLocker policy in the target GPO will be preserved. If the Merge parameter is not specified, then the new policy will overwrite the existing policy.

References:

[http://technet.microsoft.com/en-us/library/ee791816\(v=ws.10\).aspx](http://technet.microsoft.com/en-us/library/ee791816(v=ws.10).aspx) Exam Ref 70-410: Installing and configuring Windows Server 2012 R2, Chapter 10:

Implementing Group Policy, Lesson1: Planning, Implementing and managing Group Policy, p.

QUESTION 99

You have a server named Server1 that runs Windows Server 2012 R2. Server1 has the Print and Document Services server role installed.

Server1 is connected to two identical print devices.

The solution must ensure that if one print device fails, the print jobs will print automatically on the other print device.

What should you do on Server1?

- A. Add two printers and configure the priority of each printer.
- B. Install the Failover Clustering feature, and then add one printer.
- C. Install the Network Load Balancing (NLB) feature, and then add one printer.
- D. Add one printer and configure printer pooling.

Correct Answer: D

Section: (none)

Explanation

Explanation/Reference:

Explanation:

By adding one printer as the default printer you ensure that only that printer is used at a time, and creating a printing pool to automatically distribute print jobs to the next available printer will cover all the requirements stated in the question. A printing pool is one logical printer connected to multiple printers through multiple ports of the print server. The printer that is idle receives the next document sent to the logical printer.

A printing pool is one logical printer connected to multiple printers through multiple ports of the print server. The printer that is idle receives the next document sent to the logical printer. This is useful in a network with a high volume of printing because it decreases the time users wait for their documents. A printing pool also simplifies administration because multiple printers can be managed from the same logical printer on a server.

References:

Exam Ref 70-410: Installing and Configuring Windows Server 2012 R2: Objective 2.3 Configure print and document services, Chapter 2: Configure Server roles and Features, p. 93, 97 Training Guide: Installing and Configuring Windows Server 2012 R2: Chapter 8: File Services and Storage, p. 361

[http://technet.microsoft.com/en-us/library/cc757086\(v=ws.10\).aspx](http://technet.microsoft.com/en-us/library/cc757086(v=ws.10).aspx) [http://technet.microsoft.com/en-us/library/cc784619\(v=ws.10\).aspx](http://technet.microsoft.com/en-us/library/cc784619(v=ws.10).aspx) <http://technet.microsoft.com/en-us/library/jj556311.aspx>

QUESTION 100

You have two servers named Server1 and Server2 that run Windows Server 2012 R2. Server1 and Server2 are part of a workgroup.

On Server1, you add Server2 to Server Manager.

When you attempt to connect to Server2 from Server Manager, you receive the following error message: "Credentials not valid."

You need to ensure that you can manage Server2 from Server1 by using Server Manager on Server1.

What should you do?

- A. On Server1, run the Set-Item cmdlet.
- B. On Server 1, run the Set-NetFirewallRulecmdlet.
- C. On Server 2, install the Remote Server Administration Tools (RSAT).
- D. On Server2, run the Configure-SmRemotingcmdlet.

Correct Answer: A

Section: (none)

Explanation

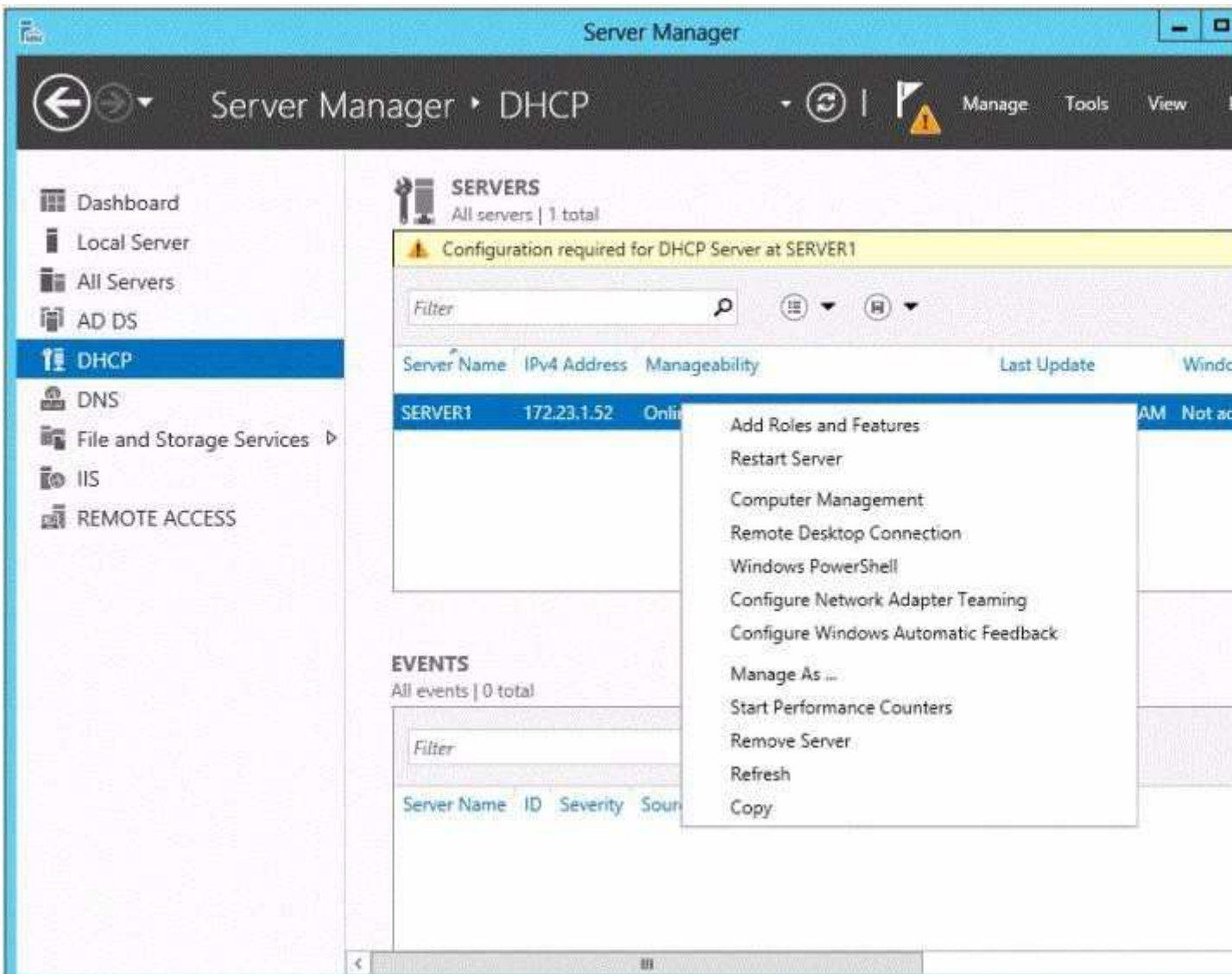
Explanation/Reference:

QUESTION 101

Your network contains an Active Directory domain named adatum.com. The domain contains a member server named Server1 and a domain controller named DC2. All servers run Windows Server 2012 R2.

On DC2, you open Server Manager and you add Server1 as another server to manage.

From Server Manager on DC2, you right-click Server1 as shown in the exhibit. (Click the Exhibit button.)



You need to ensure that when you right-click Server1, you see the option to run the DHCP console.

What should you do?

- A. In the domain, add DC2 to the DHCP Administrators group.
- B. On Server1, install the Feature Administration Tools,
- C. On DC2 and Server1, run winrmquickconfig.
- D. On DC2, install the Role Administration Tools.

Correct Answer: D

Section: (none)

Explanation

Explanation/Reference:

References:

[http://technet.microsoft.com/en-us/library/ee441255\(v=ws.10\).aspx](http://technet.microsoft.com/en-us/library/ee441255(v=ws.10).aspx)

QUESTION 102

Your network contains an Active Directory domain named contoso.com. The domain contains a server named Server1 that runs Windows Server 2012 R2 and a server named Server2 that runs Windows Server 2008 R2 Service Pack 1 (SP1). Both servers are member servers.

On Server2, you install all of the software required to ensure that Server2 can be managed remotely from Server Manager.

You need to ensure that you can manage Server2 from Server1 by using Server Manager.

Which two tasks should you perform on Server2? (Each correct answer presents part of the solution. Choose two.)

- A. Run the systempropertiesremotE. executemanD.
- B. Run the Fnable-PsRemotingcmdlet.
- C. Run the Enable-PsSessionConfigurationcmdlet.
- D. Run the Configure-SMRemoting.ps1script.
- E. Run the Set-ExecutionPolicycmdlet.

Correct Answer: DE

Section: (none)

Explanation

Explanation/Reference:

Explanation:

The output of this command indicates whether Server Manager Remoting is enabled or disabled on the server. To configure Server Manager remote management by using Windows PowerShell On the computer that you want to manage remotely, open a Windows PowerShell session with elevated user rights. To do this, click Start, click All Programs, click Accessories, click Windows PowerShell, right-click the Windows PowerShell shortcut, and then click Run as administrator. In the Windows PowerShell session, type the following, and then press Enter.

```
Set-ExecutionPolicy -ExecutionPolicyRemoteSigned
```

Type the following, and then press Enter to enable all required firewall rule exceptions.

```
Configure-SMRemoting.ps1 -force enable
```

QUESTION 103

Your network contains an Active Directory domain named contoso.com. The domain contains a domain controller named Server1 that runs Windows Server 2012 R2.

On Server1, you create a work folder named Work1.

A user named User1 connects to Work1 from a computer named Computer1.

You need to identify the last time the documents in Work1 were synchronized successfully from Computer1.

What should you do?

- A. From Server Manager, review the properties of Computer1.
- B. From Windows PowerShell, run the Get-SyncUserSettingscmdlet.
- C. From Windows PowerShell, run the Get-SyncSharecmdlet.
- D. From Server Manager, review the properties of User1.

Correct Answer: D

Section: (none)

Explanation

Explanation/Reference:

QUESTION 104

Your network contains an Active Directory domain named contoso.com. The domain contains a domain controller named DC1 that runs Windows Server 2012 R2.

A user named User1 attempts to log on to DC1, but receives the error message shown in the exhibit. (Click the Exhibit button.)



You need to ensure that User1 can log on to DC1.

What should you do?

- A. Add User1 to the Remote Management Users group.
- B. Grant User1 the Allow log on locally user right.
- C. Modify the Logon Workstations setting of the User1 account.
- D. Modify the Account is sensitive and cannot be delegated setting of the User1 account.

Correct Answer: B

Section: (none)

Explanation

Explanation/Reference:

Explanation:

Domain controllers, by default, restrict the types of user accounts that have the ability to log on locally.

References:

Exam Ref 70-410: Installing and Configuring Windows Server 2012 R2, Chapter 6: Create and Manage Group Policy, Objective 6.2: Configure Security Policies, p. 321 Exam Ref 70-410: Installing and Configuring Windows Server 2012 R2, Chapter 2: Configure server roles and features, Objective 2.3: Configure servers for remote management, p. 114 [http://technet.microsoft.com/en-us/library/ee957044\(v=ws.10\).aspx](http://technet.microsoft.com/en-us/library/ee957044(v=ws.10).aspx)

QUESTION 105

Your network contains an Active Directory domain named contoso.com. The domain contains hundreds of groups, many of which are nested in other groups.

The domain contains a user account named user1. User1 is a direct member of 15 groups.

You need to identify of which Active Directory groups User1 is a member, including the nested groups. The solution must minimize administrative effort.

Which tool should you use?

- A. Active Directory Users and Computers
- B. ADSI Edit
- C. Get-ADUser
- D. Dsget

Correct Answer: D

Section: (none)

Explanation

Explanation/Reference:

QUESTION 106

You have a new server named Server1 that runs Windows Server 2012 R2.

Server1 has two dual-core processors and 32 GB of RAM.

You install the Hyper-V server role on Server1.

You create two virtual machines on Server1 that each have 8 GB of memory.

You need to minimize the amount of time it takes for both virtual machines to access memory.

What should you configure on each virtual machine?

- A. Resource control
- B. Memory weight
- C. Dynamic Memory
- D. NUMA topology

Correct Answer: C

Section: (none)

Explanation

Explanation/Reference:

QUESTION 107

You have a Hyper-V host named Server1 that runs Windows Server 2012 R2.

Server1 hosts a virtual machine named VM1 that runs Windows Server 2012 R2.

VM1 has several snapshots.

You need to modify the snapshot file location of VM1.

What should you do?

- A. Delete the existing snapshots, and then modify the settings of VM1.
- B. Right-click VM1, and then click Move. ...
- C. Right-click VM1, and then click Export...
- D. Pause VM1, and then modify the settings of VM1.

Correct Answer: A

Section: (none)

Explanation

Explanation/Reference:

you will need to navigate to the Hyper-V Management snap-in (C:\ProgramData\Microsoft\Windows\Hyper-V) and from there access the Snapshot file Location tab where you can change the settings for the VM1 snapshot file location. However, since there are already several snapshots in existence, you will need to delete them first because you will not be able to change the location of the snapshot file while there is an existing snapshot. You need to modify the snapshot file location of VM1.

QUESTION 108

Your network contains an Active Directory domain named contoso.com. The domain contains a server named Server1. Server1 runs Windows Server 2012 R2.

You plan to create a shared folder. The shared folder will have a quota limit.

You discover that when you run the New Share Wizard, you cannot select the SMB Share - Advanced option.

You need to ensure that you can use SMB Share - Advanced to create the new share.

What should you do on Server1 before you run the New Share Wizard?

- A. Configure the Advanced system settings.
- B. Run the Install-WindowsFeature cmdlet.
- C. Run the Set-SmbShare cmdlet.
- D. Install the Share and Storage Management tool.

Correct Answer: B

Section: (none)

Explanation

Explanation/Reference:

Explanation:

Install-WindowsFeature will install one or more Windows Server roles, role services, or features on either the local or a specified remote server that is running Windows Server 2012 R2. This cmdlet is equivalent to and replaces Add-WindowsFeature, the cmdlet that was used to install roles, role services, and features in Windows Server 2008 R2.

QUESTION 109

Your network contains an Active Directory domain named contoso.com. The domain contains a server named Server1. Server1 runs Windows Server 2012 R2.

On Server1, you create a printer named Printed. You share Printed and publish Printed in Active Directory. You need to provide a group named Group1 with the ability to manage Printer1.

What should you do?

- A. From Print Management, configure the Sharing settings of Printer1.
- B. From Active Directory Users and Computers, configure the Security settings of Server1- Printer1.
- C. From Print Management, configure the Security settings of Printer1.
- D. From Print Management, configure the Advanced settings of Printer1.

Correct Answer: C

Section: (none)

Explanation

Explanation/Reference:

Explanation:

If you navigate to the Security tab of the Print Server Properties you will find the Permissions that you can set to Allow which will provide Group1 with the ability to manage Printer1.

Set permissions for print servers

1. Open Print Management.
2. In the left pane, clickPrint Servers, right-click the applicable print server and then clickProperties.
3. On theSecuritytab, underGroup or users names, click a user or group for which you want to set permissions.
4. UnderPermissions for <user or group name>, select theAlloworDenycheck boxes for the permissions listed as needed.
5. To editSpecial permissions, clickAdvanced.
6. On thePermissionstab, click a user group, and then clickEdit.
7. In thePermissionEntrydialog box, select theAlloworDenycheck boxes for the permissions that you want to edit.

QUESTION 110

You have a server named Print1 that runs Windows Server 2012 R2.

On Print1, you share a printer named Printer1.

You need to ensure that only the members of the Server Operators group, the Administrators group, and the Print Operators group can send print jobs to Printer1.

What should you do?

- A. Remove the permissions for the Creator Owner group.
- B. Assign the Print permission to the Server Operators group.
- C. Remove the permissions for the Everyone group.
- D. Assign the Print permission to the Administrators group.

Correct Answer: C

Section: (none)

Explanation

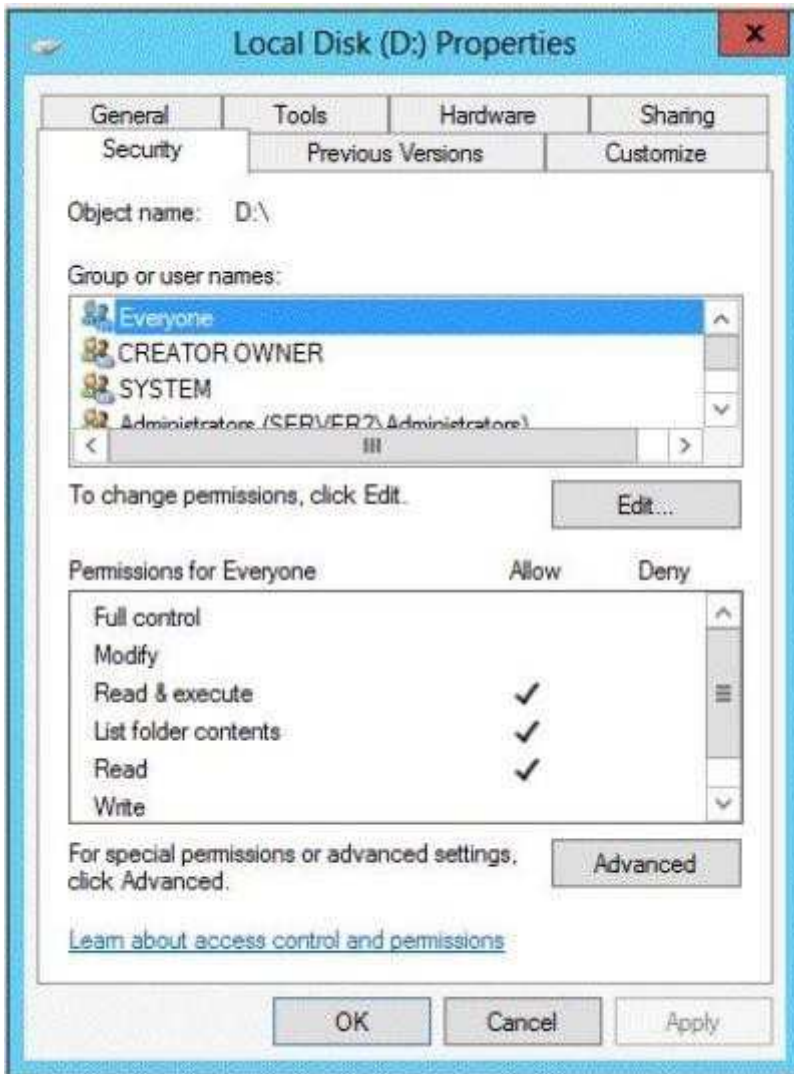
Explanation/Reference:

By default Everyone can print. This permissions need to be removed.

QUESTION 111

You have a server named Server1 that runs Windows Server 2012 R2.

A network technician installs a new disk on Server1 and creates a new volume. The properties of the new volume are shown in the exhibit. (Click the Exhibit button.)



You need to ensure that you can restore files on volume D by using the Previous Versions tab

What should you do first?

- A. Install the File Server Resource Manager role service.
- B. Convert the disk to a dynamic disk.
- C. Run the convert.exe command.
- D. Format volume D.

Correct Answer: D

Section: (none)

Explanation

Explanation/Reference:

QUESTION 112

Your network contains an Active Directory domain named contoso.com. The domain contains a server named Server1 that runs Windows Server 2012 R2.

On a server named Server2, you perform a Server Core Installation of Windows Server 2012 R2. You join Server2 to the contoso.com domain.

You need to ensure that you can manage Server2 by using the Computer Management console on Server1.

What should you do on Server2?

- A. Install Windows Management Framework.
- B. Run sconfig.exe and configure Remote Server Administration Tools (RSAT).
- C. Install Remote Server Administration Tools (RSAT).
- D. Run sconfig.exe and configure remote management.

Correct Answer: D

Section: (none)

Explanation

Explanation/Reference:

Explanation:

In Windows Server 2012 R2, you can use the Server Configuration tool (Sconfig.cmd) to configure and manage several common aspects of Server Core installations. You must be a member of the Administrators group to use the tool. Sconfig.cmd is available in the Minimal Server Interface and in Server with a GUI mode.

References:

<http://technet.microsoft.com/en-us/library/jj647766.aspx> Training Guide: Installing and Configuring Windows Server 2012 R2, Chapter 2: Deploying servers, p. 80

QUESTION 113

You have a server named Server1 that runs Windows Server 2012 R2.

You connect three new hard disks to Server1.

You need to create a storage space that contains the three disks.

The solution must meet the following requirements:

- Provide fault tolerance if a single disk fails.
- Maximize the amount of useable storage space.

What should you create?

- A. A mirrored space
- B. A spanned volume
- C. A parity space
- D. A simple space

Correct Answer: C

Section: (none)

Explanation

Explanation/Reference:

Explanation:

Fault tolerant and better space ratio. The data on volumes created on this type of virtual disk, together with parity information that can be used to facilitate automatic reconstruction of data in the event of a physical disk failure, is striped across all physical disks in the pool. Parity virtual disks also provide resiliency to help protect you from data loss arising from the failure 368 Chapter 8 File services and storage of a physical disk in the pool, but they perform better with large sequential disk writes than with random I/O.

References:

<http://social.technet.microsoft.com/wiki/contents/articles/15198.storage-spaces-overview.aspx> <http://technet.microsoft.com/en-us/library/cc772180.aspx> Training Guide: Installing and Configuring Windows Server 2012 R2: Chapter 8: File Services and Storage, p. 367-8

QUESTION 114

Your network contains an Active Directory domain named contoso.com. All servers run Windows Server 2012 R2. Client computers run either Windows 7 or Windows 8.

All of the computer accounts of the client computers reside in an organizational unit (OU) named Clients. A Group Policy object (GPO) named GPO1 is linked to the Clients OU. All of the client computers use a DNS

server named Server1.

You configure a server named Server2 as an ISATAP router. You add a host (A) record for ISATAP to the contoso.com DNS zone.

You need to ensure that the client computers locate the ISATAP router.

What should you do?

- A. Run the Set-DnsServerGlobalQueryBlockListcmdlet on Server1,
- B. Configure the Network Options Group Policy preference of GPO1.
- C. Run the Add-DnsServerResourceRecordcmdlet on Server1.
- D. Configure the DNS Client Group Policy setting of GPO1.

Correct Answer: A

Section: (none)

Explanation

Explanation/Reference:

Explanation:

The Set-DnsServerGlobalQueryBlockList command will change the settings of a global query block list which you can use to ensure that client computers locate the ISATAP router.

References:

Training Guide: Installing and Configuring Windows Server 2012 R2, Chapter 4: Deploying domain controllers, Lesson 4: Configuring IPv6/IPv4 Interoperability, p. 254-256 [http://technet.microsoft.com/en-us/library/jj649942\(v=wps.620\).aspx](http://technet.microsoft.com/en-us/library/jj649942(v=wps.620).aspx) [http://technet.microsoft.com/en-us/library/jj649876\(v=wps.620\).aspx](http://technet.microsoft.com/en-us/library/jj649876(v=wps.620).aspx) <http://technet.microsoft.com/en-us/library/jj649874.aspx> <http://technet.microsoft.com/en-us/library/jj649909.aspx>

QUESTION 115

You are configuring the IPv6 network infrastructure for a branch office.

The corporate network administrator allocates the 2001:DB8:0:C000::/58 address space for use in the branch office.

You need to identify the maximum number of IPv6 subnets you can create.

How many IPv6 subnets should you identify?

- A. 32
- B. 64
- C. 128
- D. 1024

Correct Answer: B

Section: (none)

Explanation

Explanation/Reference:

Explanation:

IPv6 has 128-bit (16-byte) source and destination IP addresses. Although 128 bits can express over 3.4×10^{38} possible combinations, the large address space of IPv6 has been designed for multiple levels of subnetting and address allocation from the Internet backbone to the individual subnets within an organization.

References:

<http://technet.microsoft.com/en-us/library/dd379516%28v=WS.10%29.aspx>

QUESTION 116

Your network contains a Hyper-V host named Server1 that runs Windows Server 2012 R2.

Server1 hosts a virtual machine named VM1 that runs Windows Server 2012 R2.

You create a checkpoint of VM1, and then you install an application on VM1. You verify that the application runs properly.

You need to ensure that the current state of VM1 is contained in a single virtual hard disk file.

The solution must minimize the amount of downtime on VM1.

What should you do?

- A. From a command prompt, run `dism.exe` and specify the `/delete-image` parameter.
- B. From a command prompt, run `dism.exe` and specify the `/commit-image` parameter.
- C. From Hyper-V Manager, delete the checkpoint.
- D. From Hyper-V Manager, inspect the virtual hard disk.

Correct Answer: C

Section: (none)

Explanation

Explanation/Reference:

QUESTION 117

Your network contains an Active Directory domain named `contoso.com`. The domain contains a server named Server1 that runs Windows Server 2012 R2. Server1 has the Hyper-V server role installed. Server1 has a virtual switch named RDS Virtual.

You replace all of the network adapters on Server1 with new network adapters that support single-root I/O virtualization (SR-IOV).

You need to enable SR-IOV for all of the virtual machines on Server1.

Which two actions should you perform? (Each correct answer presents part of the solution. Choose two.)

- A. On each virtual machine, modify the Advanced Features settings of the network adapter.
- B. Modify the settings of the RDS Virtual virtual switch.
- C. On each virtual machine, modify the BIOS settings.
- D. Delete, and then recreate the RDS Virtual virtual switch.
- E. On each virtual machine, modify the Hardware Acceleration settings of the network adapter.

Correct Answer: DE

Section: (none)

Explanation

Explanation/Reference:

Explanation:

The first step when allowing a virtual machine to have connectivity to a physical network is to create an external virtual switch using Virtual Switch Manager in Hyper-V Manager. The additional step that is necessary when using SR-IOV is to ensure the checkbox is checked when the virtual switch is being created. It is not possible to change a "non SR-IOV mode" external virtual switch into an "SR-IOV mode" switch. The choice must be made a switch creation time. Thus you should first delete the existing virtual switch and then recreate it.

E: Once a virtual switch has been created, the next step is to configure a virtual machine. SR-IOV in Windows Server "8" is supported on x64 editions of Windows "8" as a guest operating system (as in Windows "8" Server, and Windows "8" client x64, but not x86 client). We have rearranged the settings for a virtual machine to introduce sub-nodes under a network adapter, one of which is the hardware acceleration node. At the bottom is a checkbox to enable SR-IOV.

QUESTION 118

Your network contains an Active Directory domain named `contoso.com`. The domain contains a server

named Server1 that runs Windows Server 2012 R2. Server1 contains a virtual machine named VM1 that runs Windows Server 2012 R2.

You need to ensure that a user named User1 can install Windows features on VM1. The solution must minimize the number of permissions assigned to User1.

To which group should you add User1?

- A. Hyper-V Administrators on Server1
- B. Administrators on VM1
- C. Server Operators on Server1
- D. Power Users on VM1

Correct Answer: B

Section: (none)

Explanation

Explanation/Reference:

Explanation:

The user has to be an administrator on VM1 to be able to install features.

References:

Training Guide: Installing and Configuring Windows Server 2012 R2, Chapter 10: Implementing Group Policy, p.539

QUESTION 119

You have a Hyper-V host named Server1 that runs Windows Server 2012 R2 Datacenter. Server1 is located in an isolated network that cannot access the Internet.

On Server1, you install a new virtual machine named VM1. VM1 runs Windows Server 2012 R2 Essentials and connects to a private virtual network.

After 30 days, you discover that VM1 shuts down every 60 minutes.

You need to resolve the issue that causes VM1 to shut down every 60 minutes.

What should you do?

- A. On VM1, run slmgr.exe and specify the /ipk parameter.
- B. On Server1, run slmgr.exe and specify the /rearm-sku parameter.
- C. Create a new internal virtual network and attach VM1 to the new virtual network.
- D. On Server1, run Add-WindowsFeatureVolumeActivation.

Correct Answer: A

Section: (none)

Explanation

Explanation/Reference:

QUESTION 120

Your network contains a production Active Directory forest named contoso.com and a test Active Directory forest named contoso.test. A trust relationship does not exist between the forests.

In the contoso.test domain, you create a backup of a Group Policy object (GPO) named GPO1.

You transfer the backup of GPO1 to a domain controller in the contoso.com domain.

You need to create a GPO in contoso.com based on the settings of GPO1. You must achieve this goal by using the minimum amount of administrative effort.

What should you do?

- A. From Windows PowerShell, run the Get- GPO cmdlet and the Copy- GPO cmdlet.
- B. From Windows PowerShell, run the New- GPO cmdlet and the Import- GPO cmdlet.
- C. From Group Policy Management, create a new starter GPO. Right-click the new starter GPO, and then click Restore from Backup.
- D. From Group Policy Management, right-click the Group Policy Objects container, and then click Manage Backups.

Correct Answer: B

Section: (none)

Explanation

Explanation/Reference:

Explanation:

Since the GPO's original domain is different and there is no trust relationship between forests, you should execute the New-GPO command and import the already existing command into the 'new' domain.

QUESTION 121

Your network contains an Active Directory domain named contoso.com.

An organizational unit (OU) named OU1 contains the computer accounts for laptops and desktop computers.

A Group Policy object (GPO) named GP1 is linked to OU1.

You need to ensure that the configuration settings in GP1 are applied only to a user named User1. What should you do?

- A. Modify the security settings of OU1.
- B. Modify the GPO Status of GP1.
- C. Modify the security settings of GP1.
- D. Configure the WMI Filter of GP1.

Correct Answer: C

Section: (none)

Explanation

Explanation/Reference:

Explanation:

WMI filtering

Windows Management Instrumentation (WMI) filters allow you to dynamically determine the scope of Group Policy objects (GPOs) based on attributes of the target computer. When a GPO that is linked to a WMI filter is applied on the target computer, the filter is evaluated on the target computer. If the WMI filter evaluates to false, the GPO is not applied (except if the client computer is running Windows Server, in which case the filter is ignored and the GPO is always applied). If the WMI filter evaluates to true, the GPO is applied.

References:

Training Guide: Installing and Configuring Windows Server 2012 R2: Chapter 10: Implementing Group Policy, p. 470, 482

<http://technet.microsoft.com/en-us/library/jj134176>

WMI filtering using GPMC

QUESTION 122

Your network contains an Active Directory domain named contoso.com. All domain controllers run Windows Server 2012 R2.

You create and enforce the default AppLocker executable rules.

Users report that they can no longer execute a legacy application installed in the root of drive C.

You need to ensure that the users can execute the legacy application.

What should you do?

- A. Create a new rule.
- B. Delete an existing rule.
- C. Modify the action of the existing rules.
- D. Add an exception to the existing rules.

Correct Answer: A

Section: (none)

Explanation

Explanation/Reference:

QUESTION 123

Your network contains an Active Directory forest named contoso.com. The forest contains a single domain. The domain contains two domain controllers named DC1 and DC2 that run Windows Server 2012 R2.

The domain contains a user named User1 and a global security group named Group1.

You need to ensure that User1 can manage the group membership of Group1. The solution must minimize the number of permissions assigned to User1.

Which cmdlet should you run?

- A. Add-AdPrincipalGroupMembership
- B. Install-AddsDomainController
- C. Install-WindowsFeature
- D. Install-AddsDomain
- E. Rename AdOh
- F. Set-AdAccountControl
- G. Set-AdGroup
- H. Set-User

Correct Answer: G

Section: (none)

Explanation

Explanation/Reference:

Explanation:

The Set-ADGroup cmdlet modifies the properties of an Active Directory group. You can modify commonly used property values by using the cmdlet parameters. ManagedBy Specifies the user or group that manages the object by providing one of the following property values. Note:

The identifier in parentheses is the LDAP display name for the property.

Distinguished Name

Example: CN=SaraDavis,OU=Europe,CN=Users,DC=corp,DC=contoso,DC=com GUID (objectGUID)

Example: 599c3d2e-f72d-4d20-8a88-030d99495f20

Security Identifier (objectSid)

Example: S-1-5-21-3165297888-301567370-576410423-1103

SAM Account Name (sAMAccountName)

Example: saradavis

The Install-ADDSDomainController cmdlet installs a domain controller in Active Directory. Example: C:

```
\PS>Install-ADDSDomainController -InstallDns -Credential (Get-Credential CORP\Administrator) -DomainName "corp.contoso.com"
```

References:

<http://technet.microsoft.com/en-us/library/hh974723.aspx> <http://technet.microsoft.com/en-us/library/ee617199.aspx> <http://technet.microsoft.com/en-us/library/ee617225.aspx>

QUESTION 124

Your network contains an Active Directory domain named contoso.com.

The password policy for the domain is set to require a minimum password length of 10 characters.

A user named User1 and a user named User2 work for the sales department.

User1 is forced to create a domain password that has a minimum of 12 characters. User2 is forced to create a domain password that has a minimum of eight characters.

You need to identify what forces the two users to have different password lengths.

Which tool should you use?

- A. Group Policy Management
- B. Credential Manager
- C. Active Directory Administrative Center
- D. Security Configuration Wizard (SCW)

Correct Answer: C

Section: (none)

Explanation

Explanation/Reference:

Explanation:

In Windows Server 2008, you can use fine-grained password policies to specify multiple password policies and apply different password restrictions and account lockout policies to different sets of users within a single domain. For example, to increase the security of privileged accounts, you can apply stricter settings to the privileged accounts and then apply less strict settings to the accounts of other users. Or in some cases, you may want to apply a special password policy for accounts whose passwords are synchronized with other data sources. This is found in the Active Directory Administrative Center. You can use Active Directory Administrative Center to perform the following Active Directory administrative tasks:

- Create new user accounts or manage existing user accounts
- Create new groups or manage existing groups
- Create new computer accounts or manage existing computer accounts
- Create new organizational units (OUs) and containers or manage existing OUs
- Connect to one or several domains or domain controllers in the same instance of Active Directory Administrative Center, and view or manage the directory information for those domains or domain controllers
- Filter Active Directory data by using query-building search

References:

[http://technet.microsoft.com/en-us/library/cc770842\(v=ws.10\).aspx](http://technet.microsoft.com/en-us/library/cc770842(v=ws.10).aspx)

QUESTION 125

Your network contains an Active Directory domain named contoso.com.

An organizational unit (OU) named OU1 contains user accounts and computer accounts.

A Group Policy object (GPO) named GP1 is linked to the domain. GP1 contains Computer Configuration settings and User Configuration settings.

You need to prevent the User Configuration settings in GP1 from being applied to users. The solution must ensure that the Computer Configuration settings in GP1 are applied to all client computers.

What should you configure?

- A. The GPO Status
- B. The Block Inheritance feature
- C. The Group Policy loopback processing mode
- D. The Enforced setting

Correct Answer: C

Section: (none)

Explanation

Explanation/Reference:

QUESTION 126

Your network contains an Active Directory domain named contoso.com. All servers run Windows Server 2012 R2. The domain contains a server named Server1.

You open Review Options in the Active Directory Domain Services Configuration Wizard, and then you click View script.

You need to ensure that you can use the script to promote Server1 to a domain controller.

Which file extension should you use to save the script?

- A. .bat
- B. .cmd
- C. .ps1
- D. .xml

Correct Answer: C

Section: (none)

Explanation

Explanation/Reference:

Explanation:

Creating a batch file would be best practice because the process involved to promote a server to a domain controller involves several commands that can be configured into a batch file in a script.

References:

Exam Ref 70-410: Installing and Configuring Windows Server 2012 R2: Chapter 5: Install and Administer Active Directory, Objective 5.1 Install Domain Controllers, p. 251-256 Exam Ref: 70-410: Installing and Configuring Windows Server 2012 R2, Chapter 6: Create and manage Group Policy, Objective 6.3: Configure application restriction policies, p.342 Training Guide: Installing and Configuring Windows Server 2012 R2: Chapter 4: Deploying Domain Controllers, Lesson 2: Deploying domain controllers using Server Manager, p. 146

QUESTION 127

Your network contains an Active Directory forest named contoso.com. The forest contains five domains. All domain controllers run Windows Server 2012 R2.

The contoso.com domain contains two user accounts named Admin1 and Admin2.

You need to ensure that Admin1 and Admin2 can configure hardware and services on all of the member servers in the forest. The solution must minimize the number of privileges granted to Admin1 and Admin2.

Which built-in groups should you use?

- A. Administrators local groups
- B. Administrators domain local groups
- C. Domain Admins global groups
- D. Server Operators global groups

Correct Answer: A

Section: (none)

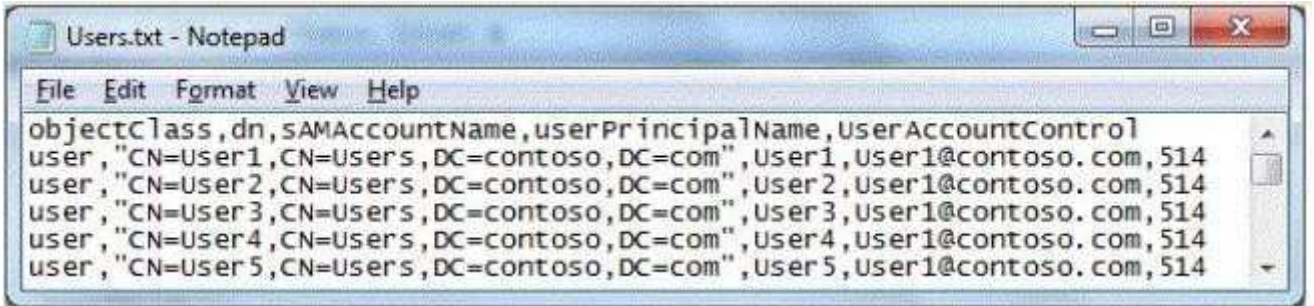
Explanation

Explanation/Reference:

QUESTION 128

Your network contains an Active Directory domain named contoso.com.

An administrator provides you with a file that contains the information to create user accounts for 200 temporary employees. The file is shown in the exhibit.(Click the Exhibit button.)



You need to automate the creation of the user accounts. You must achieve this goal by using the minimum amount of administrative effort.

Which tool should you use?

- A. Ldifde
- B. csvde
- C. Dsadd
- D. Net user

Correct Answer: B

Section: (none)

Explanation

Explanation/Reference:

Explanation:

The CSVDE is a command-line utility that can create new AD DS objects by importing information from a comma-separated value (.csv) file. This would be the least amount of administrative effort in this case.

References:

Exam Ref 70-410: Installing and Configuring Windows Server 2012 R2: Chapter 5: Install and administer Active Directory, Objective 5.2: Create and Manage Active Directory Users and Computers, p. 269

QUESTION 129

Your network contains a server named Server1 that runs Windows Server 2012 R2.Server1 has the Hyper-V server role installed. Server1 hosts four virtual machines named VM1, VM2, VM3, and VM4.Server1 is configured as shown in the following table.

Hardware component	Configuration
Processor	Eight quad-core CPUs that have non-uniform memory access (NUMA)
Memory	32 GB of RAM
Disk	Two local 4-TB disks
Network	Eight network adapters VMQ-supported PCI-SIG-supported

You need to configure VM4 to track the CPU, memory, and network usage.

What should you configure?

- A. NUMA topology
- B. Resource control
- C. Resource metering
- D. Virtual Machine Chimney
- E. The VLAN ID
- F. Processor Compatibility
- G. The startup order
- H. Automatic Start Action
- I. Integration Services
- J. Port mirroring
- K. Single-root I/O virtualization

Correct Answer: C

Section: (none)

Explanation

Explanation/Reference:

Explanation:

Metrics collected for each virtual machine using resource metering:

Average CPU usage, measured in megahertz over a period of time.

Average physical memory usage, measured in megabytes.

Minimum memory usage (lowest amount of physical memory). Maximum memory usage (highest amount of physical memory). Maximum amount of disk space allocated to a virtual machine. Total incoming network traffic, measured in megabytes, for a virtual network adapter.

Total outgoing network traffic, measured in megabytes, for a virtual network adapter

References:

<http://blogs.technet.com/b/meamcs/archive/2012/05/28/hyper-v-resource-metering-in-windows-server-2012-server-8-beta.aspx>

QUESTION 130

You have a server named Server1 that runs Windows Server 2012 R2.

You need to enable access-based enumeration for a file share on Server1.

Which tool should you use?

- A. File Server Resource Manager (FSRM)
- B. Share and Storage Management
- C. Server Manager
- D. File Explorer

Correct Answer: C

Section: (none)

Explanation

Explanation/Reference:

Explanation:

Access-based enumeration displays only the files and folders that a user has permissions to access. Access-based enumeration can be enabled by using Share and Storage Management.

References:

[http://technet.microsoft.com/en-us/library/dd772681\(v=WS.10\).aspx](http://technet.microsoft.com/en-us/library/dd772681(v=WS.10).aspx)

QUESTION 131

Your network contains a file server named Server1 that runs Windows Server 2012 R2. All client computers run Windows 8.

You need to ensure that when users are connected to the network, they always use local offline files that are cached from Server1.

Which Group Policy setting should you configure?

- A. Configure Slow link speed.
- B. Turn on economical application of administratively assigned Offline Files.
- C. Configure slow-link mode.
- D. Enable file synchronization on costed networks.

Correct Answer: C

Section: (none)

Explanation

Explanation/Reference:

Explanation:

Offline Files is used to provide faster access to cached files and redirected folders.

References:

<http://technet.microsoft.com/en-us/library/hh968298.aspx> <http://technet.microsoft.com/en-us/library/cc957631.aspx> <http://technet.microsoft.com/en-us/library/jj127408.aspx>

QUESTION 132

Your network contains an Active Directory domain named contoso.com. The domain contains a server named Server1. The domain contains a standalone server named Server2 that is located in a perimeter network. Both servers run Windows Server 2012 R2.

You need to manage Server2 remotely from Server1.

What should you do?

- A. From Server1, run the Enable-PsRemotingcmdlet.
- B. From Server2, run the winrm command.
- C. From Server2/ run the Enable-PsRemotingcmdlet.
- D. From Server1, run the winrm command.

Correct Answer: D

Section: (none)

Explanation

Explanation/Reference:

QUESTION 133

You have a server named Core1 that has a Server Core Installation of Windows Server 2012 R2.

Corel has the Hyper-V server role installed. Corel has two network adapters from different third- party hardware vendors.

You need to configure network traffic failover to prevent connectivity loss if a network adapter fails.

What should you use?

- A. New-NetSwitchTeam
- B. Install-Feature
- C. Add-NetSwitchTeamMember
- D. Netsh.exe

Correct Answer: A

Section: (none)

Explanation

Explanation/Reference:

QUESTION 134

Your network contains a server named Server1 and 10 Web servers. All servers run Windows Server 2012 R2.

You create a Windows PowerShell Desired State Configuration (DSC) to push the settings from Server1 to all of the Web servers.

On Server1, you modify the file set for the Web servers.

You need to ensure that all of the Web servers have the latest configurations.

Which cmdlet should you run on Server1?

- A. Get-DcsConfiguration
- B. Restore-DcsConfiguration
- C. Set-DcsLocalConfigurationManager
- D. Start-DcsConfiguration

Correct Answer: D

Section: (none)

Explanation

Explanation/Reference:

QUESTION 135

You have a server named Server1 that runs Windows Server 2012 R2. You add a 4-TB disk named Disk 5 to Server1.

You need to ensure that you can create a 3-TB volume on Disk 5.

What should you do?

- A. Create a storage pool.
- B. Convert the disk to a GPT disk.
- C. Convert the disk to a dynamic disk.
- D. Create a VHD, and then attach the VHD.

Correct Answer: B

Section: (none)

Explanation

Explanation/Reference:

The exhibit shows Disk1 to be a basic disk. The disk must be GPT since GPT disks allows for partitioning.
References:

Training Guide: Installing and Configuring Windows Server 2012 R2: Chapter 8: File Services and Storage, Lesson 2: Provisioning and managing shared storage, p. 379-384 <http://msdn.microsoft.com/en-us/library/windows/hardware/gg463525.aspx>

QUESTION 136

Your network contains an Active Directory domain named contoso.com. The domain contains a server named Server1 that runs Windows Server 2012 R2. Server1 has the Hyper-V server role installed. The domain contains a virtual machine named VM1.

A developer wants to attach a debugger to VM1.

You need to ensure that the developer can connect to VM1 by using a named pipe.

Which virtual machine setting should you configure?

- A. BIOS
- B. Network Adapter
- C. COM 1
- D. Processor

Correct Answer: C

Section: (none)

Explanation

Explanation/Reference:

Explanation:

Named pipes can be used to connect to a virtual machine by configuring COM 1.

References:

<http://support.microsoft.com/kb/819036>

<http://support.microsoft.com/kb/141709>

QUESTION 137

You have a server that runs a Server Core installation of Windows Server 2012 R2.

You need to change the DNS server used by IPv6.

What should you do?

- A. From Sconfig.configure the Network Settings.
- B. Run the sc.exe command and specify the config parameter.
- C. From Windows PowerShell, run the Set-NetIcmpv6Protocol cmdlet.
- D. From Windows PowerShell, run the Set-DnsClientServerAddresscmdlet.

Correct Answer: D

Section: (none)

Explanation

Explanation/Reference:

Explanation:

The Set-DnsClientServerAddress cmdlet sets one or more IP addresses for DNS servers associated with an interface. This cmdlet statically adds DNS server addresses to the interface. If this cmdlet is used to add DNS servers to the interface, then the DNS servers will override any DHCP configuration for that interface.
PS C:\> Set-DnsClientServerAddress -InterfaceIndex 12 -ServerAddresses "10.0.0.1","10.0.0.2")

References:

<http://technet.microsoft.com/en-us/library/jj592692.aspx> <http://technet.microsoft.com/en-us/library/jj590768.aspx>

QUESTION 138

Your network contains three servers that run Windows Server 2012 R2. The servers are configured as shown in the following table.

Server name	Server role
Server1	Active Directory Domain Services DHCP Server DNS Server
Server2	Remote Access DHCP Server
Server3	File and Storage Services

Server3 is configured to obtain an IP address automatically.

You need to prevent Server3 from receiving an IP address from Server1.

What should you create on Server1?

- A. An exclusion
- B. A scope option
- C. A filter
- D. A reservation

Correct Answer: C

Section: (none)

Explanation

Explanation/Reference:

Explanation:

Filter to exclude MAC address of Server3.

References:

Exam Ref 70-410: Installing and Configuring Windows Server 2012 R2: Objective 5.3 Create and manage Active Directory groups and Organization units, Chapter 3: Configure Hyper-V, p. <http://technet.microsoft.com/en-us/magazine/ff521761.aspx> [http://technet.microsoft.com/en-us/library/cc726954\(v=ws.10\).aspx](http://technet.microsoft.com/en-us/library/cc726954(v=ws.10).aspx)

QUESTION 139

You have a Hyper-V host named Hyperv1 that runs Windows Server 2012 R2. Hyperv1 hosts a virtual machine named Server1. Server1 uses a disk named Server1.vhdx that is stored locally on Hyperv1.

You stop Server1, and then you move Server1.vhdx to an iSCSI target that is located on another server.

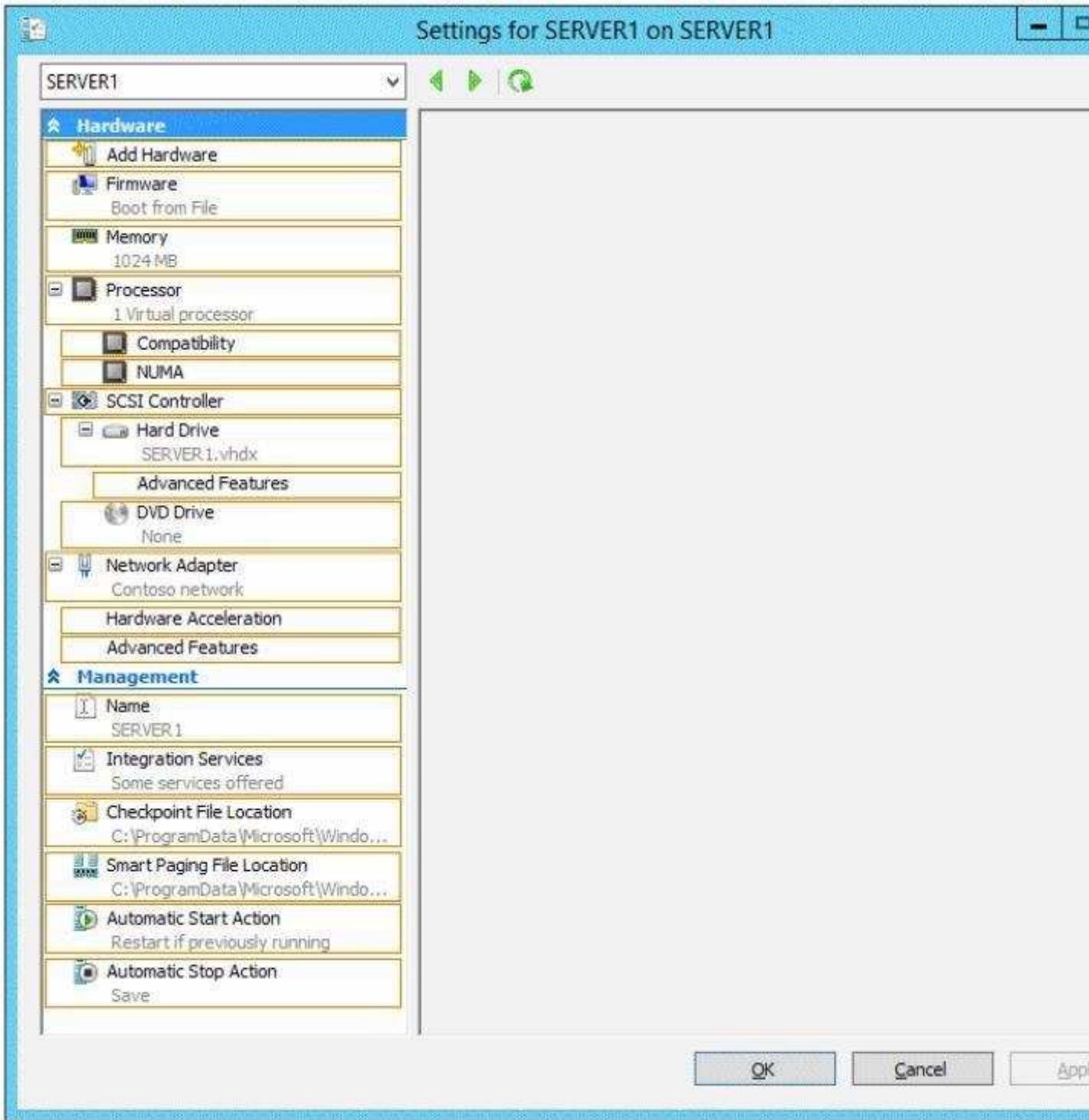
You need to configure Server1 to meet the following requirements:

- Ensure that Server1 can start by using Server1.vhdx.
- Prevent Server1.vhdx from consuming more than 500 IOPS on the iSCSI target.

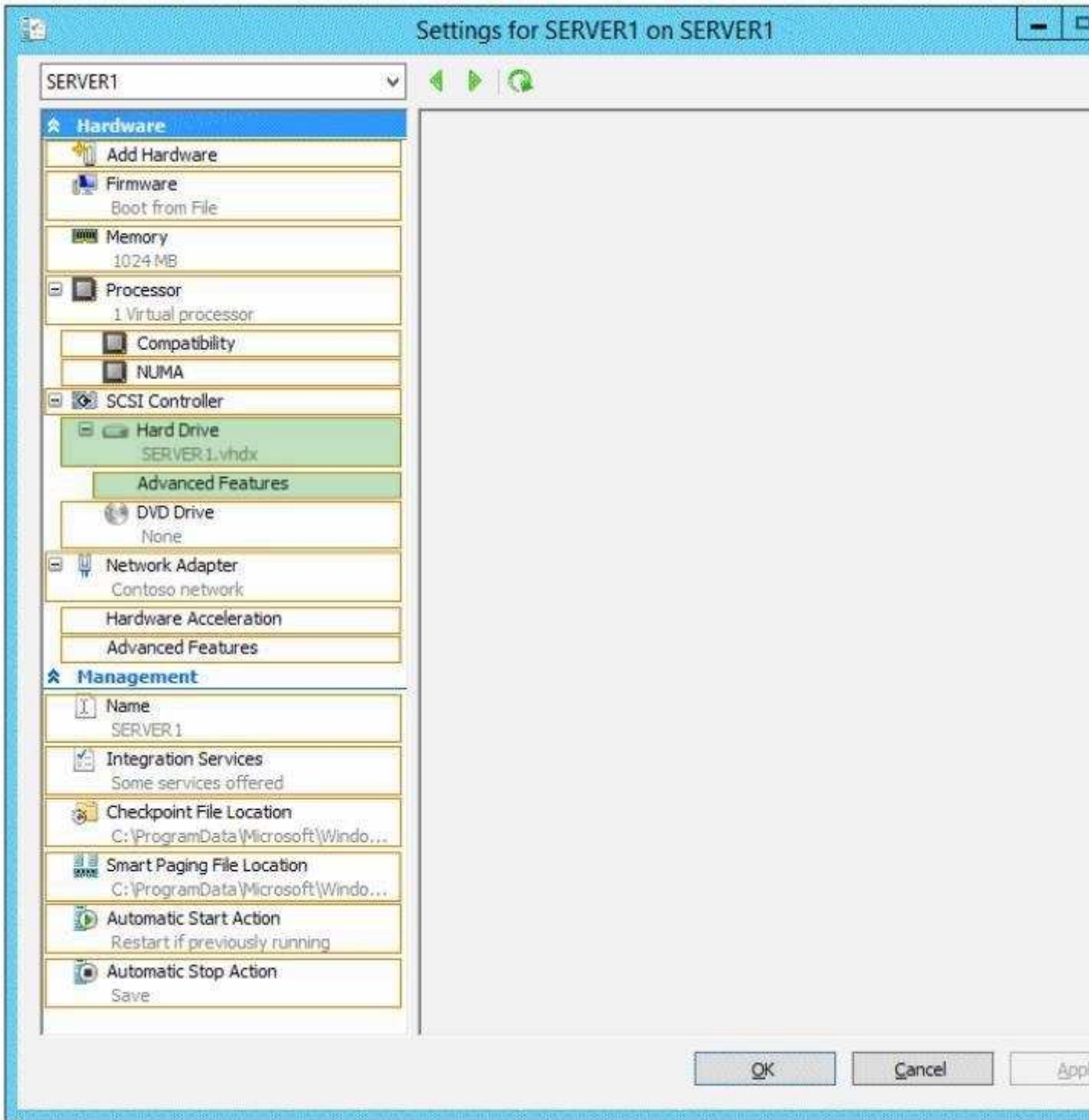
Which two objects should you configure?

To answer, select the appropriate two objects in the answer area.

Hot Area:

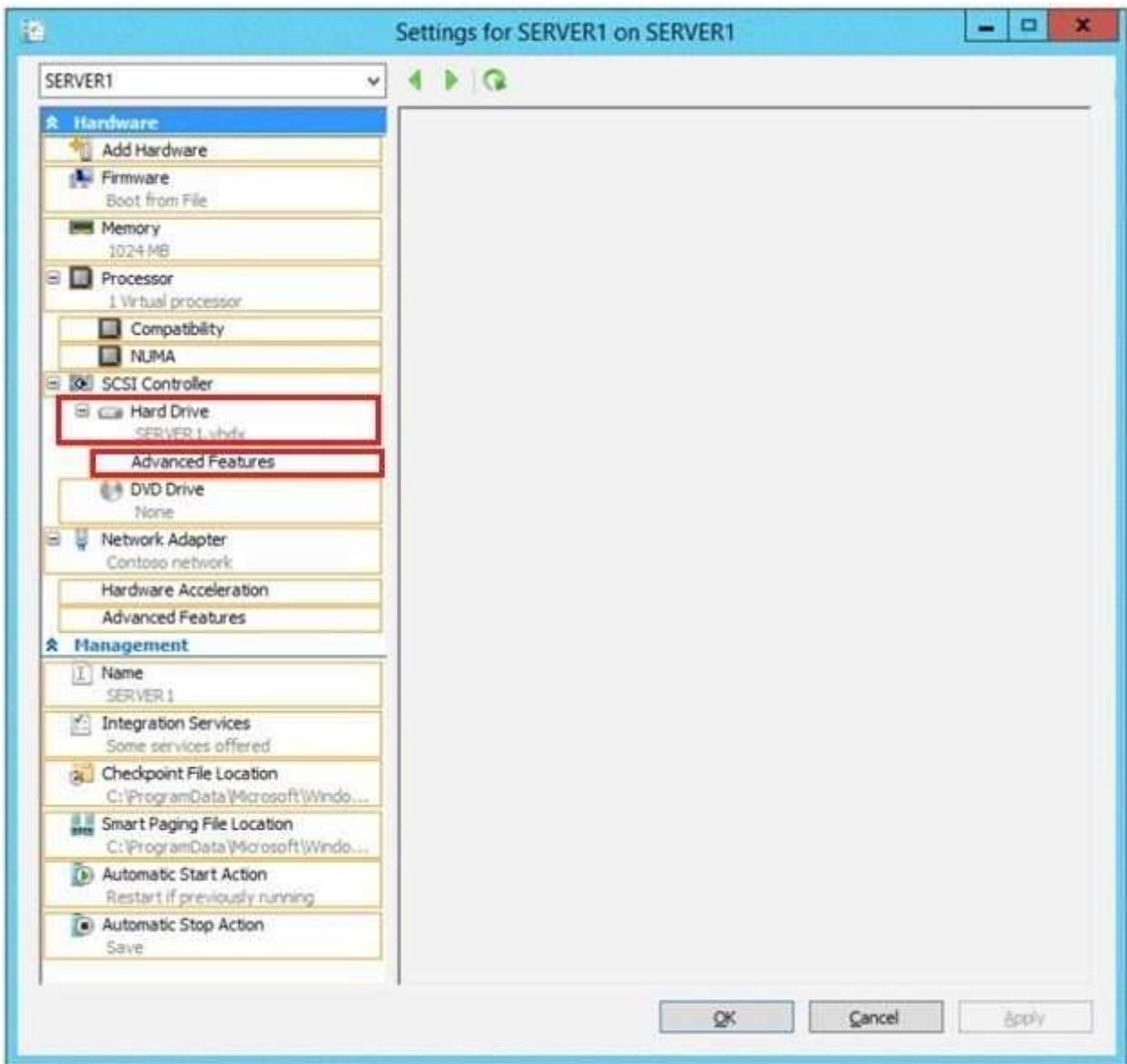


Correct Answer:



Section: (none)
Explanation

Explanation/Reference:
Explanation:



QUESTION 140

A printer named Printer1 is configured as shown in the exhibit.(Click the Exhibit button.)

```
Administrator: Windows PowerShell
PS C:\> Get-Printer Printer1 | Format-List

Name                : Printer1
ComputerName        :
Type                : Local
ShareName           : Printer1
PortName            : LPT1:,LPT2:
DriverName          : Brother Color Leg Type1 Class Driver
Location            :
Comment             :
SeparatorPageFile   :
PrintProcessor      : winprint
Datatype            : RAW
Shared              : True
Published           : False
PermissionSDDL      :
RenderingMode       :
KeepPrintedJobs     : False
Priority             : 1
DefaultJobPriority   : 0
StartTime           : 1000
UntilTime           : 60
PrinterStatus       : Paused
JobCount            : 1
DisableBranchOfficeLogging :
BranchOfficeOfflineLogSizeMB :
```

To answer, complete each statement according to the information presented in the exhibit. Each correct selection is worth one point.

Answer Area

If a user prints a document to , the document will ...

Users can submit print jobs to

Hot Area:

Answer Area

If a user prints a document to Printer1, the document will ...

Users can submit print jobs to Printer1 ...

Correct Answer:

Answer Area

If a user prints a document to Printer1, the document will ...

Users can submit print jobs to Printer1 ...

Section: (none)
Explanation

Explanation/Reference:
Explanation:

Answer Area

If a user prints a document to Printer1, the document will ...

Users can submit print jobs to Printer1 ...

* The printer is paused.

* Jobs can always be permitted (even if the printer is paused, or printer not started).

Note:

StartTime

Date and time that a printer can start to print a job--if the printer is limited to print at specific times. This value is expressed as the time elapsed since 12:00 AM GMT (Greenwich Mean Time).

QUESTION 141

Your network contains an Active Directory domain named contoso.com. The domain contains a print server named Server1 that runs Windows Server 2012 R2.

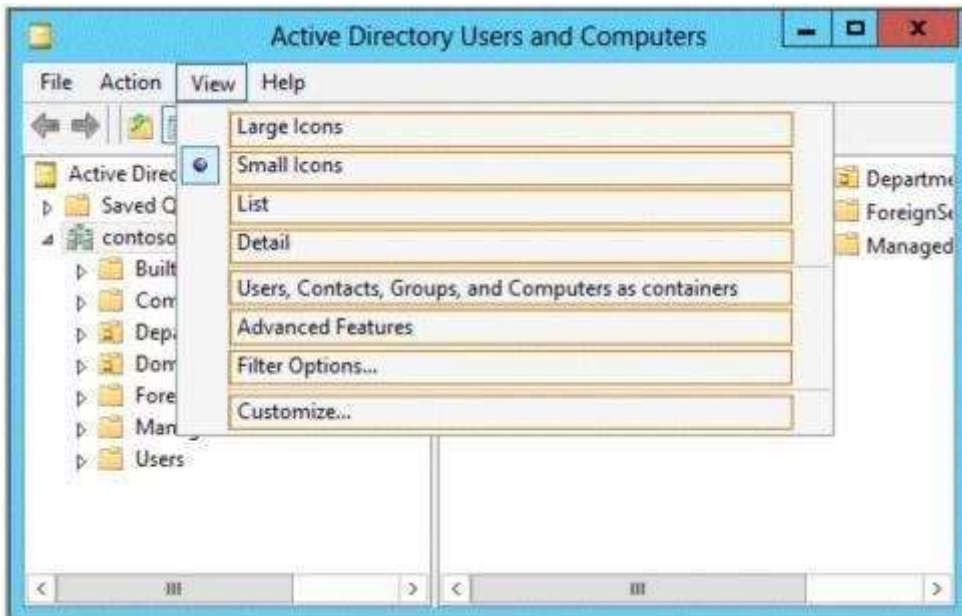
You share several printers on Server1.

You need to ensure that you can view the printer objects associated to Server1 in Active Directory Users and Computers.

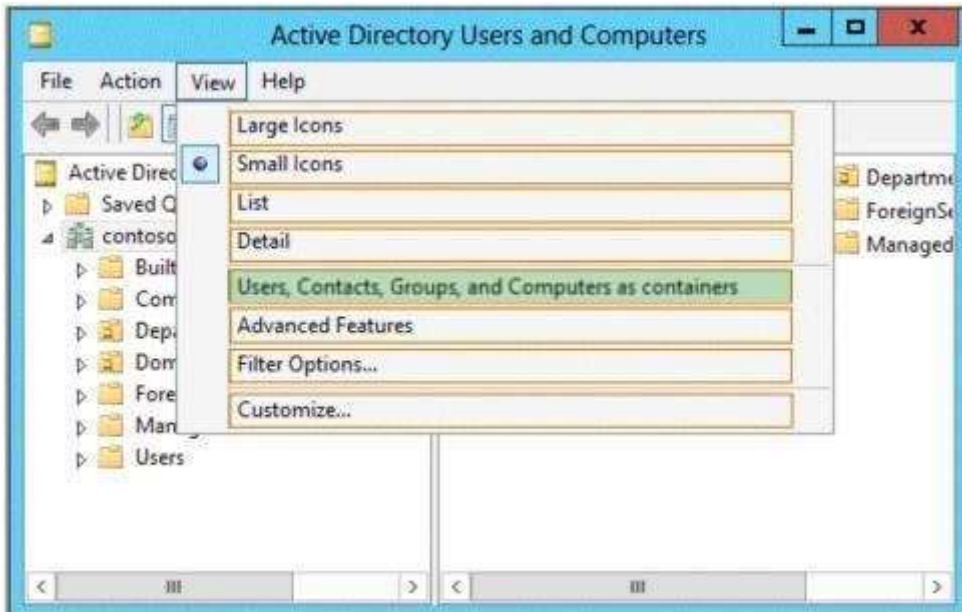
Which option should you select?

To answer, select the appropriate option in the answer area.

Hot Area:



Correct Answer:



Section: (none)

Explanation

Explanation/Reference:

Explanation:

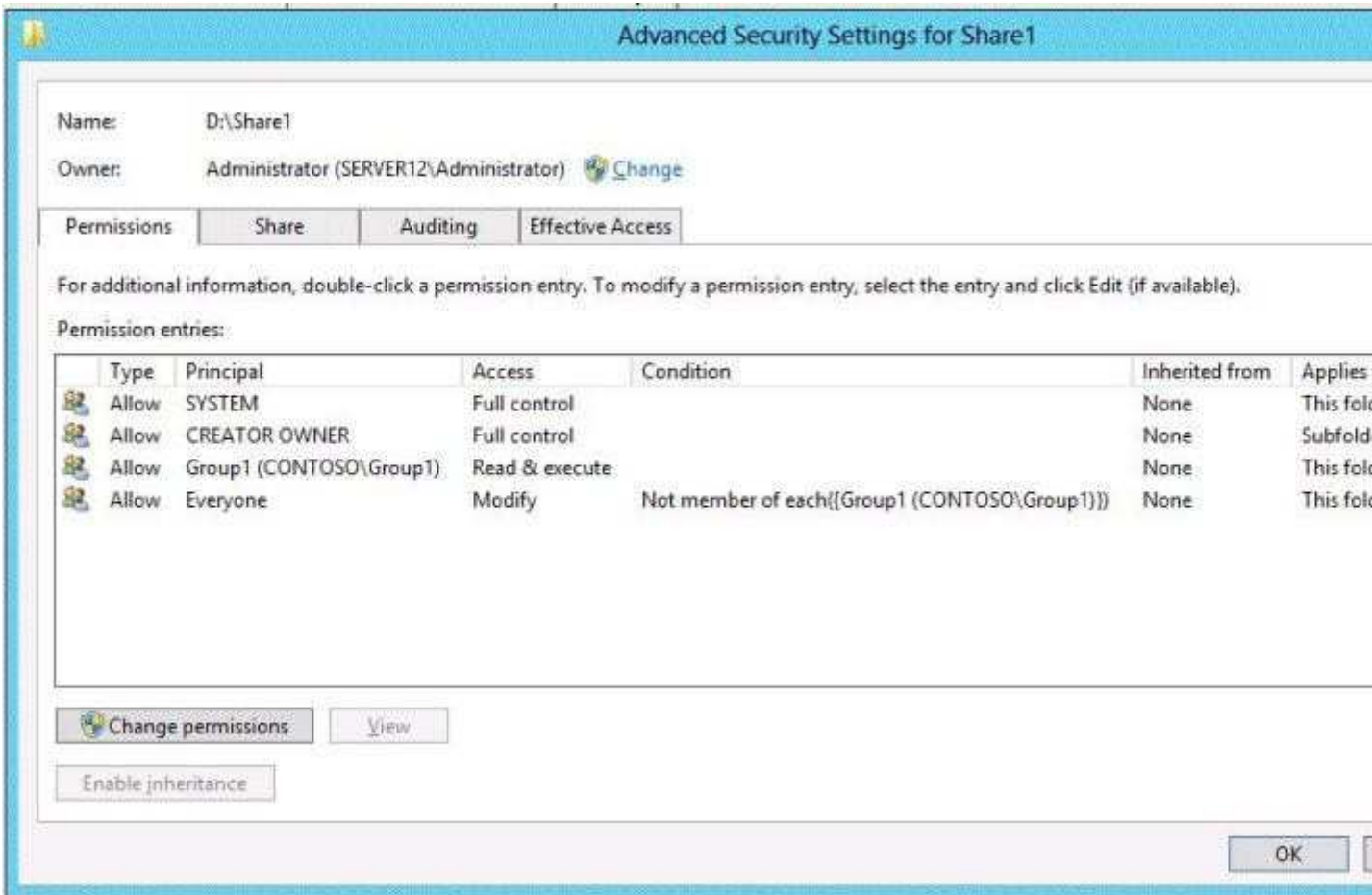
You can view printer objects in Active Directory by clicking Users, Groups, and Computers as containers from the View menu in the Active Directory Users and Computers snap-in. By default, printer objects are created under the machine object in which they are shared. After you turn on the Users, Groups, and Computers as containers option, you can see printers by expanding the printer's host computer.

References:

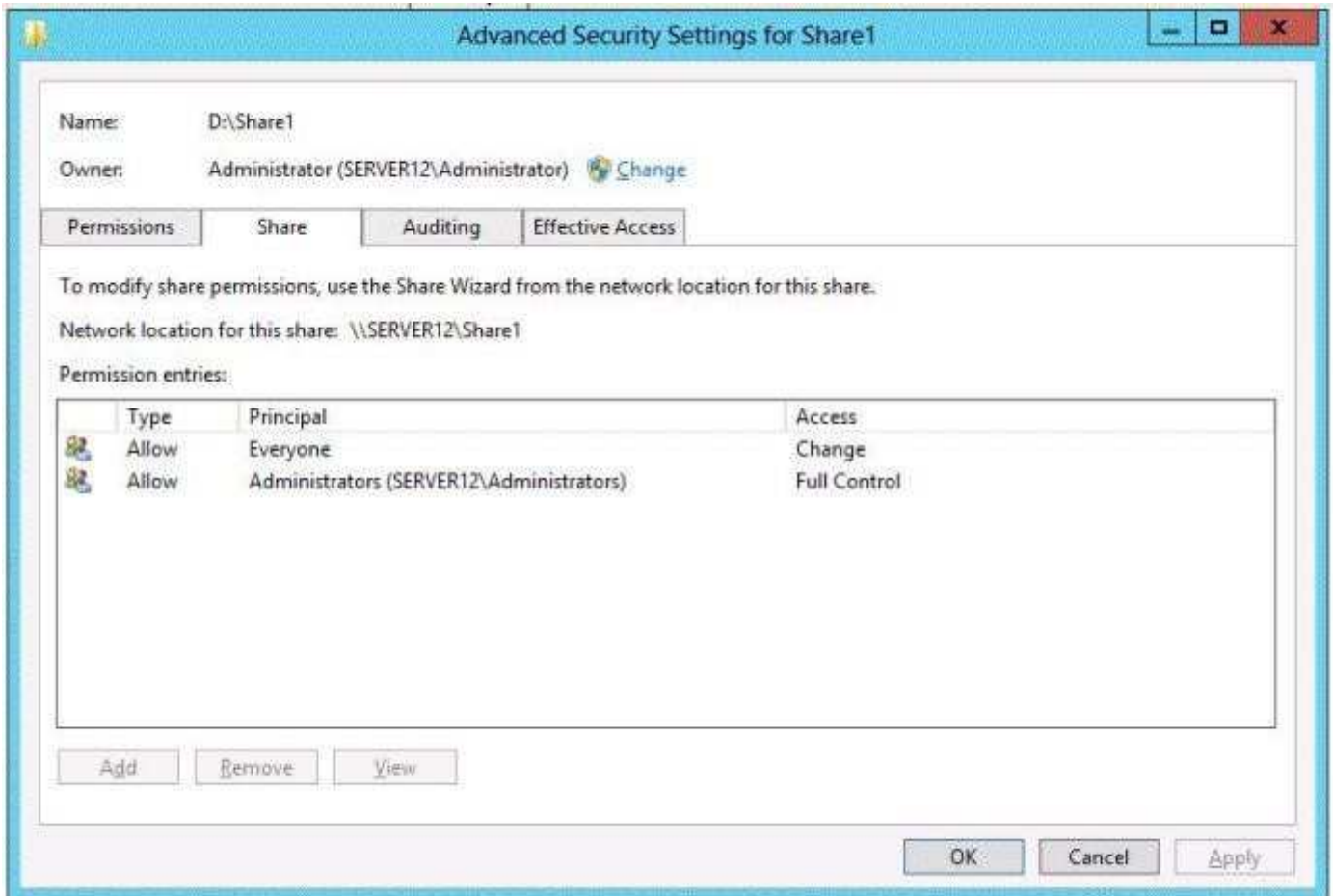
<http://support.microsoft.com/kb/235925>

QUESTION 142

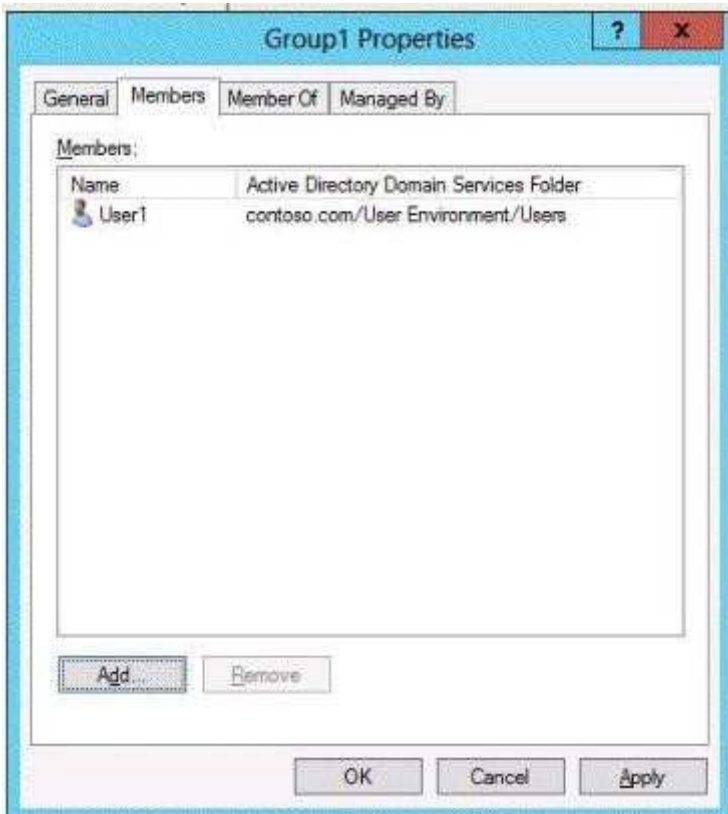
You have a shared folder named Share1. The folder permissions of Share1 are configured as shown in the Folder Permissions exhibit. (Click the Exhibit button.)



The Share permissions of Share1 are configured as shown in the Share Permissions exhibit. (Click the Exhibit button.)



You have a group named Group1. The members of Group1 are shown in the Group1 exhibit. (Click the Exhibit button.)



Select Yes if the statement can be shown to be true based on the available information; otherwise select No. Each correct selection is worth one point.

Hot Area:

	Yes	No
CONTOSO\User1 will be able to delete the files in Share1.	<input type="checkbox"/>	<input type="checkbox"/>
CONTOSO\User2 will be able to delete the files in Share1.	<input type="checkbox"/>	<input type="checkbox"/>
CONTOSO\Administrator will be able to delete the files in Share1.	<input type="checkbox"/>	<input type="checkbox"/>

Correct Answer:

	Yes	No
CONTOSO\User1 will be able to delete the files in Share1.	<input type="checkbox"/>	<input checked="" type="checkbox"/>
CONTOSO\User2 will be able to delete the files in Share1.	<input checked="" type="checkbox"/>	<input type="checkbox"/>
CONTOSO\Administrator will be able to delete the files in Share1.	<input checked="" type="checkbox"/>	<input type="checkbox"/>

Section: (none)

Explanation

Explanation/Reference:

Explanation:

	Yes	No
CONTOSO\User1 will be able to delete the files in Share1.	<input type="radio"/>	<input checked="" type="radio"/>
CONTOSO\User2 will be able to delete the files in Share1.	<input checked="" type="radio"/>	<input type="radio"/>
CONTOSO\Administrator will be able to delete the files in Share1.	<input checked="" type="radio"/>	<input type="radio"/>

Explanation:

NTFS permissions control access to the files and folders stored on disk volumes formatted with the NTFS file system. Share permissions control access to folders over a network.

To access a file over a network, a user must have appropriate share permissions (and appropriate NTFS permissions if the shared folder is on an NTFS volume). Granting a user Full Control NTFS permission on a folder enables that user to take ownership of the folder unless the user is restricted in some other way. User1 was not granted Full Control permission.

The Administrators have Full Control permission. I assume that User2 is an administrator since the Group1 exhibit shows only User1 as a member.

References:

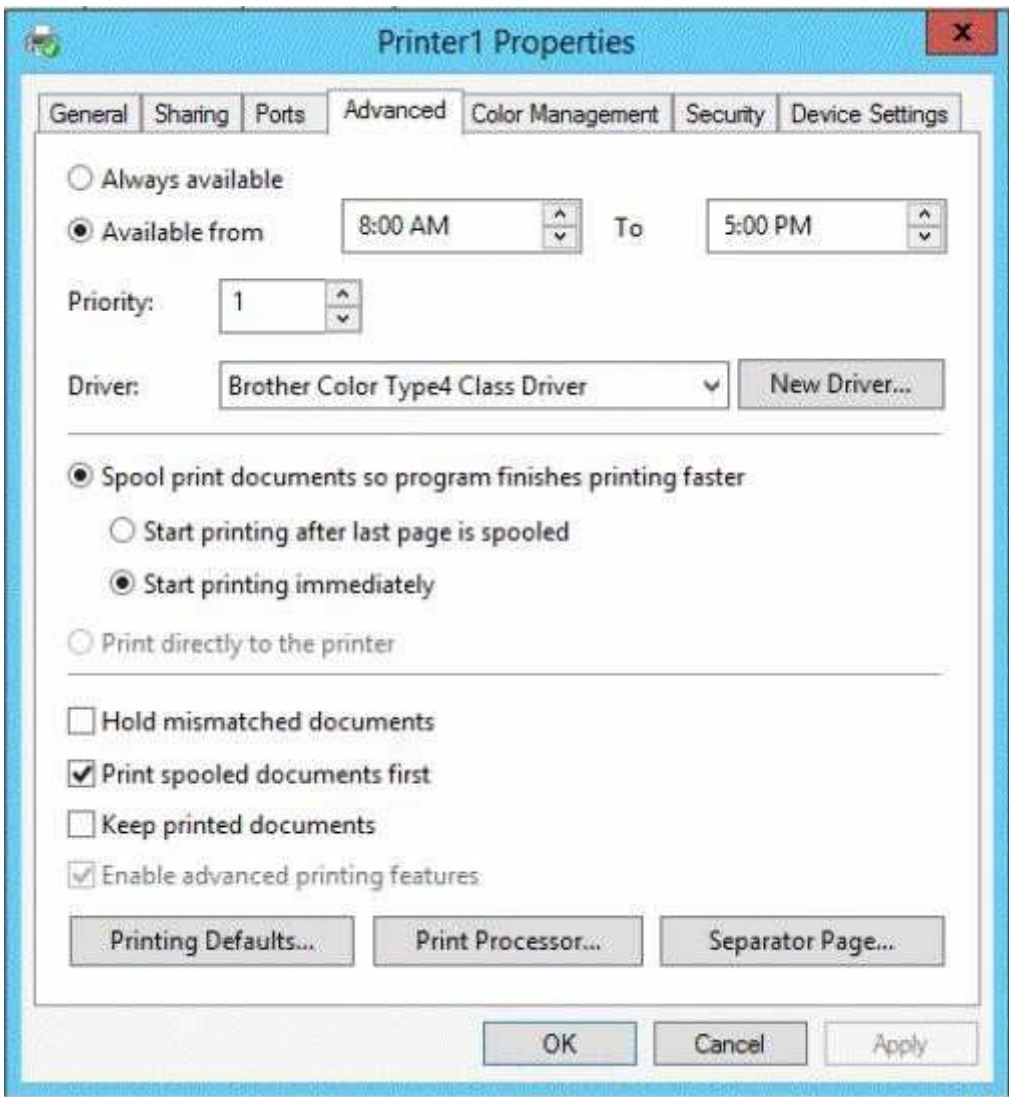
<http://technet.microsoft.com/en-us/library/cc754178.aspx> Exam Ref 70-410: Installing and configuring Windows Server 2012 R2, Chapter 2: Configure server roles and features, Objective 2.1: Configure file and share access, p.75-80

QUESTION 143

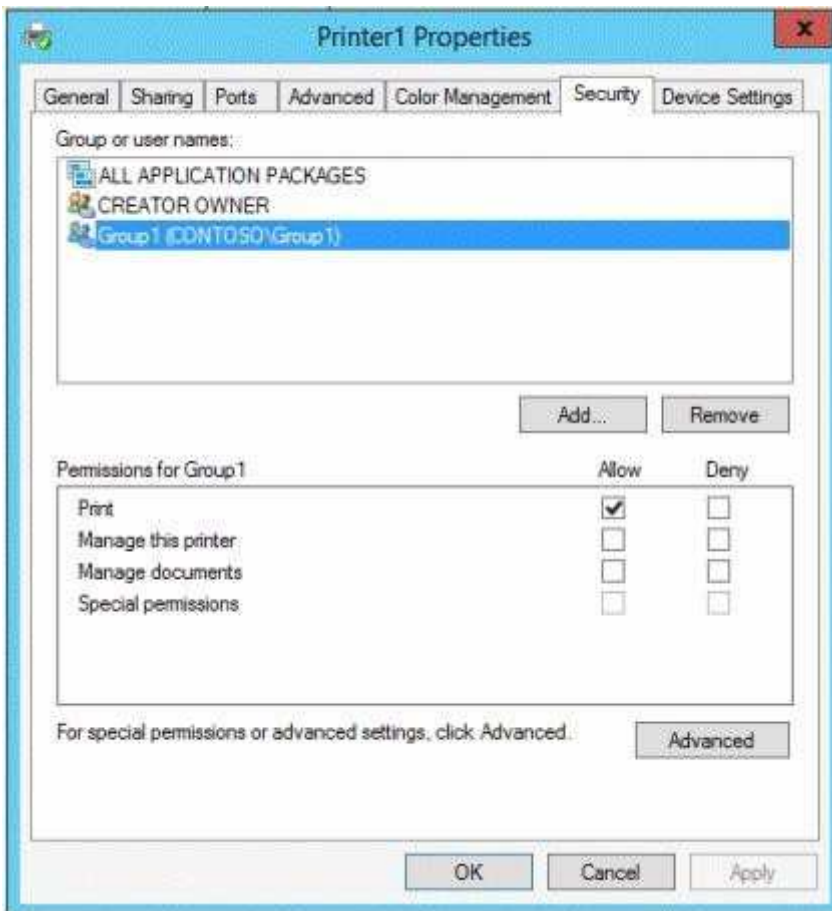
You have a print server named Server1 that runs Windows Server 2012 R2.

On Server1, you create and share a printer named Printer1.

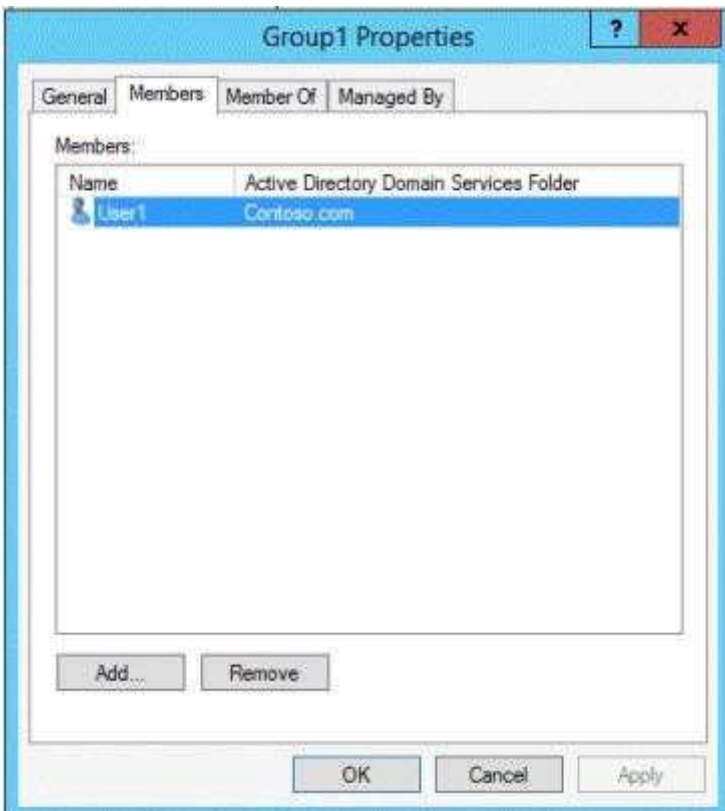
The Advanced settings of Printer1 are shown in the Advanced exhibit.(Click the Exhibit button.)



The Security settings of Printer1 are shown in the Security exhibit. (Click the Exhibit button.)



The Members settings of a group named Group1 are shown in the Group1 exhibit.(Click the Exhibit button.)



Select Yes if the statement can be shown to be true based on the available information; otherwise select No. Each correct selection is worth one point.

Hot Area:

	Yes	No
User1 can print on Printer1 on Monday at 18:00.	<input type="radio"/>	<input type="radio"/>
User2 can print on Printer1 on Friday at 14:00.	<input type="radio"/>	<input type="radio"/>
User1 can print on Printer1 on Sunday at 11:00.	<input type="radio"/>	<input type="radio"/>

Correct Answer:

	Yes	No
User1 can print on Printer1 on Monday at 18:00.	<input type="radio"/>	<input checked="" type="radio"/>
User2 can print on Printer1 on Friday at 14:00.	<input type="radio"/>	<input checked="" type="radio"/>
User1 can print on Printer1 on Sunday at 11:00.	<input checked="" type="radio"/>	<input type="radio"/>

Section: (none)

Explanation

Explanation/Reference:

Explanation:

	Yes	No
User1 can print on Printer1 on Monday at 18:00.	<input type="radio"/>	<input checked="" type="radio"/>
User2 can print on Printer1 on Friday at 14:00.	<input type="radio"/>	<input checked="" type="radio"/>
User1 can print on Printer1 on Sunday at 11:00.	<input checked="" type="radio"/>	<input type="radio"/>

QUESTION 144

Your network contains an Active Directory domain named contoso.com.

Computer accounts for the marketing department are in an organizational unit (OU) named Departments\Marketing\Computers. User accounts for the marketing department are in an OU named Departments\Marketing\Users.

Marketing users can only log on to the client computers in the Departments\Marketing\Computers OU.

You need to apply an application control policy to all of the marketing users.

Which Group Policy Object (GPO) should you configure?

To answer, select the appropriate GPO in the answer area.

Hot Area:



Correct Answer:



Section: (none)

Explanation

Explanation/Reference:

References:

[http://technet.microsoft.com/en-us/library/cc781458\(v=WS.10\).aspx](http://technet.microsoft.com/en-us/library/cc781458(v=WS.10).aspx) <http://technet.microsoft.com/en-us/library/hh967461.aspx> <http://technet.microsoft.com/en-us/library/ee461050.aspx> <http://technet.microsoft.com/en-us/library/ee461044.aspx>

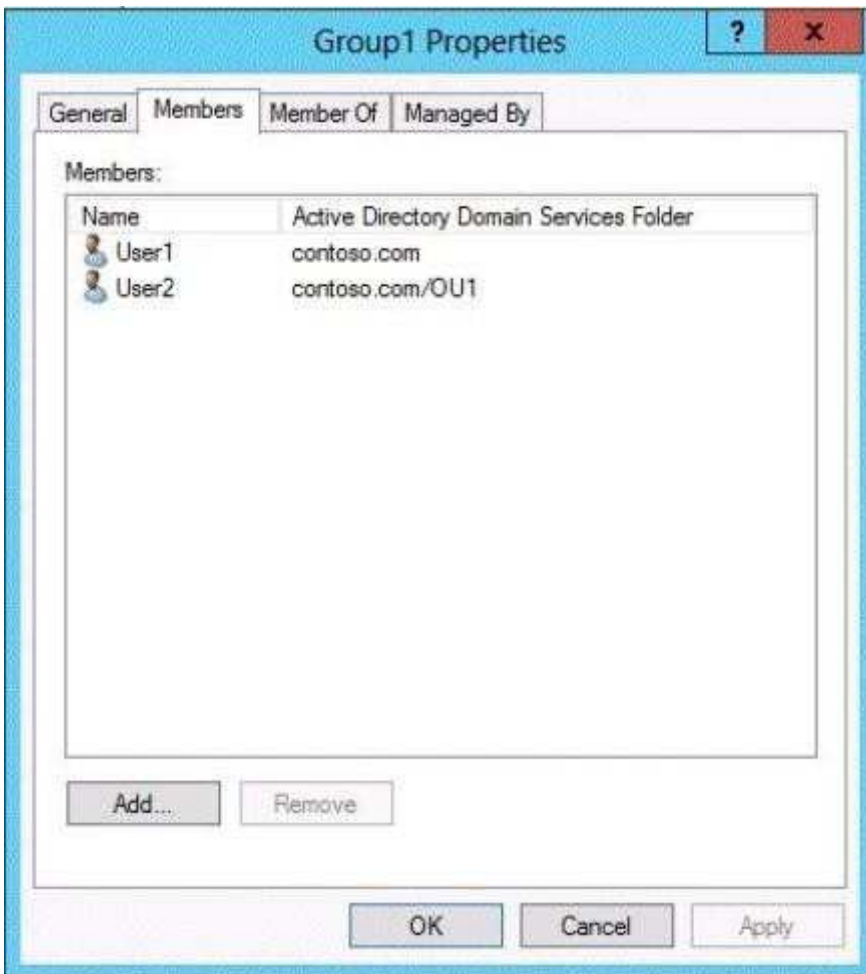
QUESTION 145

Your network contains an Active Directory domain named contoso.com.

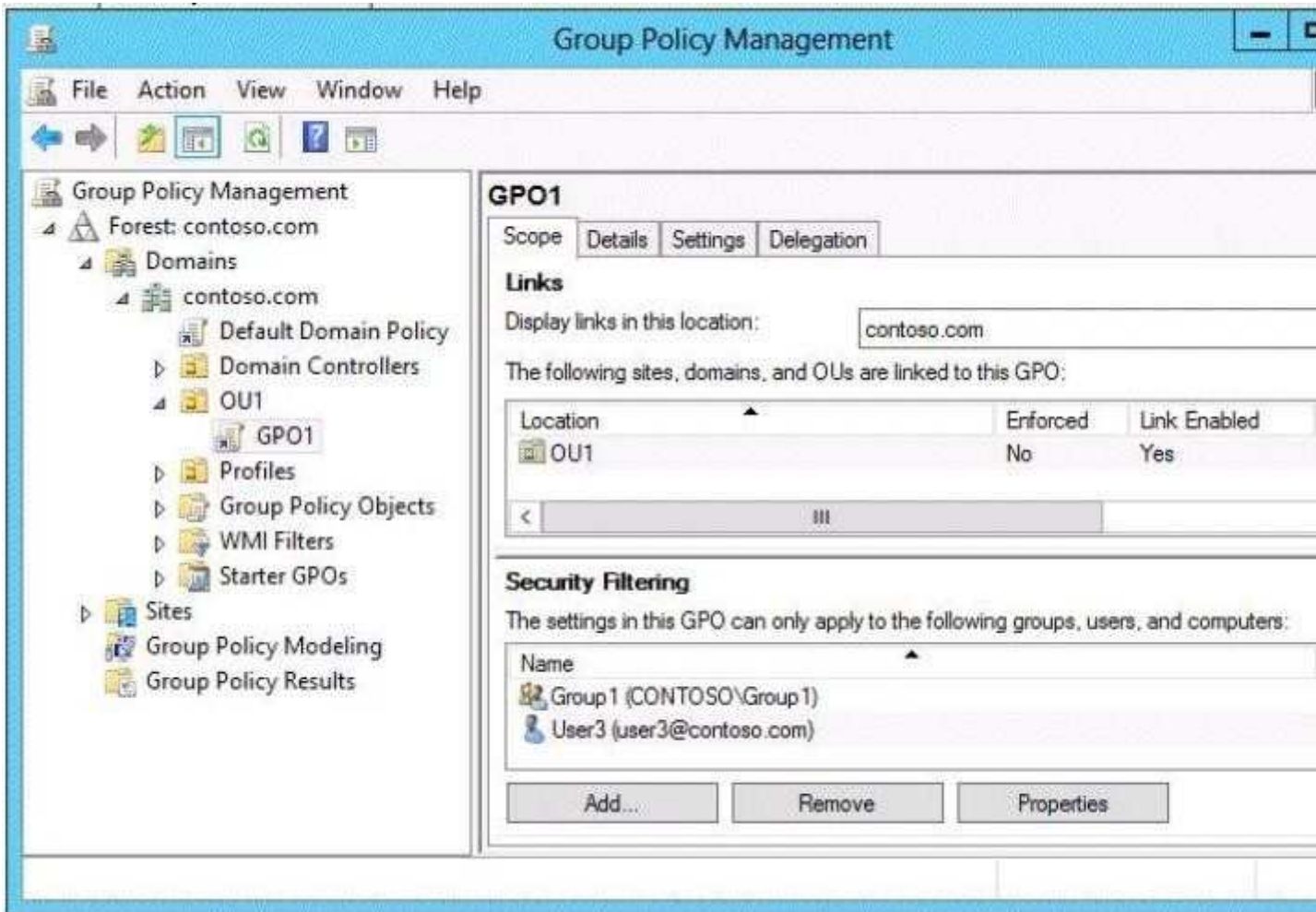
The domain contains an organizational unit (OU) named OU1 as shown in the OU1 exhibit. (Click the Exhibit button.)



The membership of Group1 is shown in the Group1 exhibit. (Click the Exhibit button.)



You configure GPO1 to prohibit access to Control Panel. GPO1 is linked to OU1 as shown in the GPO1 exhibit. (Click the Exhibit button.)



Select Yes if the statement can be shown to be true based on the available information; otherwise select No. Each correct selection is worth one point.

Hot Area:

	Yes	No
User1 can access Control Panel.	<input type="radio"/>	<input type="radio"/>
User2 can access Control Panel.	<input type="radio"/>	<input type="radio"/>
User3 can access Control Panel.	<input type="radio"/>	<input type="radio"/>
User4 can access Control Panel.	<input type="radio"/>	<input type="radio"/>

Correct Answer:

	Yes	No
User1 can access Control Panel.	<input type="checkbox"/>	<input checked="" type="checkbox"/>
User2 can access Control Panel.	<input type="checkbox"/>	<input checked="" type="checkbox"/>
User3 can access Control Panel.	<input type="checkbox"/>	<input checked="" type="checkbox"/>
User4 can access Control Panel.	<input checked="" type="checkbox"/>	<input type="checkbox"/>

Section: (none)

Explanation

Explanation/Reference:

Explanation:

	Yes	No
User1 can access Control Panel.	<input type="checkbox"/>	<input type="checkbox"/>
User2 can access Control Panel.	<input type="checkbox"/>	<input type="checkbox"/>
User3 can access Control Panel.	<input type="checkbox"/>	<input type="checkbox"/>
User4 can access Control Panel.	<input type="checkbox"/>	<input type="checkbox"/>

Since user4 is not in organizational unit, the filtering the GPO does not apply to him.

References:

[http://technet.microsoft.com/en-us/library/cc781988\(v=ws.10\).aspx](http://technet.microsoft.com/en-us/library/cc781988(v=ws.10).aspx)

QUESTION 146

Your network contains an Active Directory domain named adatum.com. All domain controllers run Windows Server 2012 R2. All client computers run Windows 7. The computer accounts for all of the client computers are located in an organizational unit (OU) named OU1.

An administrator links a Group Policy object (GPO) to OU1. The GPO contains several application control policies.

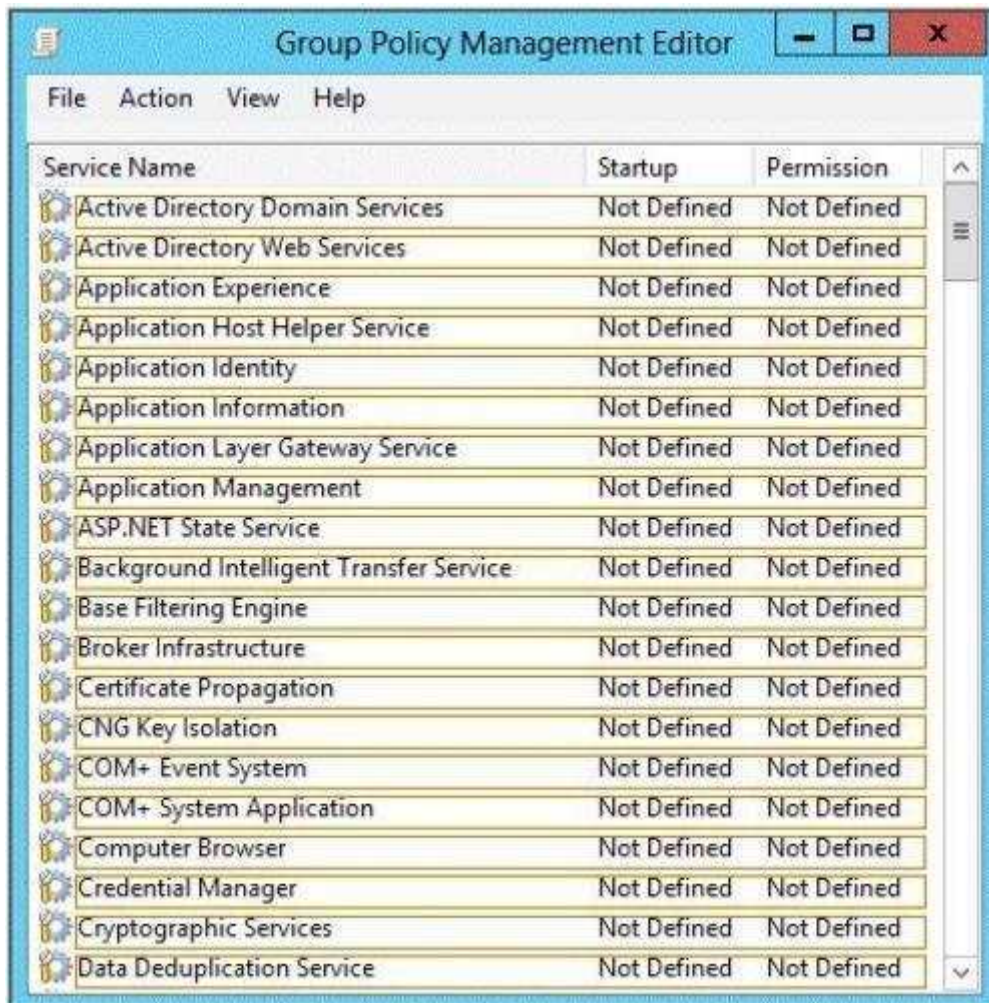
You discover that the application control policies are not enforced on the client computers.

You need to modify the GPO to ensure that the application control policies are enforced on the client computers.

What should you configure in the GPO?

To answer, select the appropriate service in the answer area.

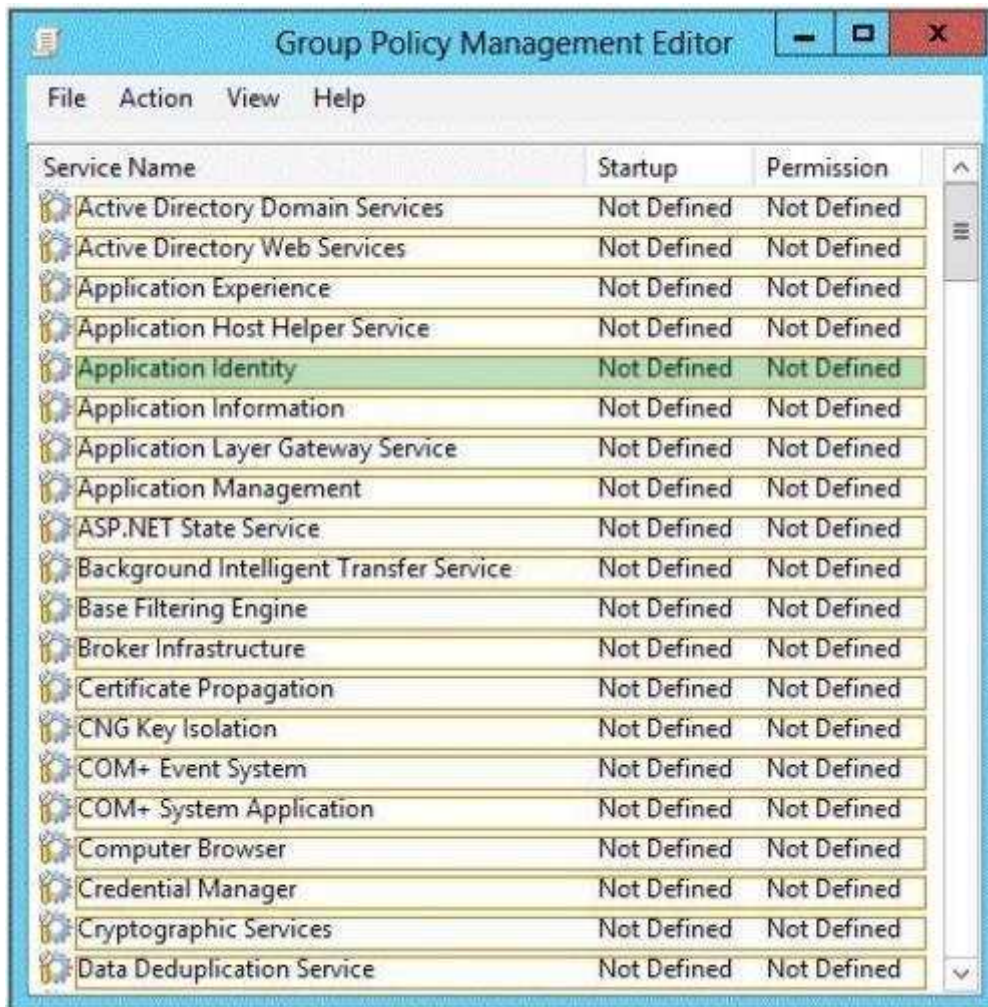
Hot Area:



The screenshot shows the Group Policy Management Editor window. The title bar reads "Group Policy Management Editor". The menu bar includes "File", "Action", "View", and "Help". The main content area displays a table of services with their startup and permission settings.

Service Name	Startup	Permission
Active Directory Domain Services	Not Defined	Not Defined
Active Directory Web Services	Not Defined	Not Defined
Application Experience	Not Defined	Not Defined
Application Host Helper Service	Not Defined	Not Defined
Application Identity	Not Defined	Not Defined
Application Information	Not Defined	Not Defined
Application Layer Gateway Service	Not Defined	Not Defined
Application Management	Not Defined	Not Defined
ASP.NET State Service	Not Defined	Not Defined
Background Intelligent Transfer Service	Not Defined	Not Defined
Base Filtering Engine	Not Defined	Not Defined
Broker Infrastructure	Not Defined	Not Defined
Certificate Propagation	Not Defined	Not Defined
CNG Key Isolation	Not Defined	Not Defined
COM+ Event System	Not Defined	Not Defined
COM+ System Application	Not Defined	Not Defined
Computer Browser	Not Defined	Not Defined
Credential Manager	Not Defined	Not Defined
Cryptographic Services	Not Defined	Not Defined
Data Deduplication Service	Not Defined	Not Defined

Correct Answer:



Section: (none)

Explanation

Explanation/Reference:

Explanation:

Before you can enforce AppLocker policies, you must start the Application Identity service by using the Services snap-in console.

Membership in the local Administrators group, or equivalent, is the minimum required to complete this procedure.

To start the Application Identity service

1. Click Start, click Administrative Tools, and then click Services.
2. In the Services snap-in console, double-click Application Identity.
3. In the Application Identity Properties dialog box, click Automatic in the Startup type list, click Start, and then click OK.

References:

<http://technet.microsoft.com/en-us/library/dd759130.aspx>

QUESTION 147

Your network contains an Active Directory domain named contoso.com. The domain contains a single location named Site1. The domain contains a server named Server1 that has the DHCP Server server role installed.

All client computers receive their IPv4 configurations dynamically.

The domain will expand to include a second location named Site2. A server named Server2 will be deployed to Site2. Site1 and Site2 will connect to each other by using a WAN link.

You need to ensure that the clients in both sites receive their IPv4 configurations from Server1.

In the table below, identify which actions must be performed on each server. Make only one selection in each row. Each correct selection is worth one point.

Hot Area:

	Server1	Server2
Create a new scope.	<input type="checkbox"/>	<input type="checkbox"/>
Add a routing protocol.	<input type="checkbox"/>	<input type="checkbox"/>
Install the Remote Access server role.	<input type="checkbox"/>	<input type="checkbox"/>

Correct Answer:

	Server1	Server2
Create a new scope.	<input checked="" type="checkbox"/>	<input type="checkbox"/>
Add a routing protocol.	<input type="checkbox"/>	<input checked="" type="checkbox"/>
Install the Remote Access server role.	<input type="checkbox"/>	<input checked="" type="checkbox"/>

Section: (none)

Explanation

Explanation/Reference:

Explanation:

References:

<http://technet.microsoft.com/library/hh831416>

<http://technet.microsoft.com/en-us/library/dd469766%28v=WS.10%29.aspx> Exam Ref: 70-410: Installing and Configuring Windows Server 2012 R2, Chapter4: Deploying and configuring core network services, Objective 4.1: Configure IPv4 and IPv6 addressing, p.192, 196

QUESTION 148

You are configuring a multi-subnet IPv6 network for a regional office.

The corporate network administrator allocates the 2001:0db8:1234:0800: :/54 address space for your use.

You need to identify network IDs of the first and last subnets that you will be able to create at the office.

Which network IDs should you identify?

To answer, drag the appropriate network IDs to the correct subnets. Each network ID may be used once,

more than once, or not at all. You may need to drag the split bar between panes or scroll to view content.

Select and Place:

Network IDs	Answer Area
2001:0db8:1234:0800::/54	First subnet: <input type="text" value="Network ID"/>
2001:0db8:1234:0800::/64	Last subnet: <input type="text" value="Network ID"/>
2001:0db8:1234:0801::/54	
2001:0db8:1234:0801::/64	
2001:0db8:1234:08ff:/54	
2001:0db8:1234:08ff:/64	
2001:0db8:1234:0bff:/54	
2001:0db8:1234:0bff:/64	

Correct Answer:

Network IDs	Answer Area
2001:0db8:1234:0800::/54	First subnet: <input type="text" value="2001:0db8:1234:0800::/64"/>
<input type="text"/>	Last subnet: <input type="text" value="2001:0db8:1234:0bff:/64"/>
2001:0db8:1234:0801::/54	
2001:0db8:1234:0801::/64	
2001:0db8:1234:08ff:/54	
2001:0db8:1234:08ff:/64	
2001:0db8:1234:0bff:/54	
<input type="text"/>	

Section: (none)
Explanation

Explanation/Reference:

QUESTION 149

You plan to deploy a DHCP server that will support four subnets. The subnets will be configured as shown in the following table.

Subnet name	Number of hosts
Subnet1	50
Subnet2	110
Subnet3	400
Subnet4	525

You need to identify which network ID you should use for each subnet.

What should you identify?

To answer, drag the appropriate network ID to the each subnet in the answer area.

Select and Place:

Network IDs	Answer Area
10.10.1.0/26	Subnet1 <input type="text" value="Network ID"/>
10.10.8.0/22	Subnet2 <input type="text" value="Network ID"/>
10.10.16.0/25	Subnet3 <input type="text" value="Network ID"/>
10.10.128.0/23	Subnet4 <input type="text" value="Network ID"/>

Correct Answer:

Network IDs	Answer Area
<input type="text"/>	Subnet1 <input type="text" value="10.10.1.0/26"/>
<input type="text"/>	Subnet2 <input type="text" value="10.10.16.0/25"/>
<input type="text"/>	Subnet3 <input type="text" value="10.10.128.0/23"/>
<input type="text"/>	Subnet4 <input type="text" value="10.10.8.0/22"/>

Section: (none)

Explanation

Explanation/Reference:

Explanation

CIDR prefix-length	Dotted-Decimal	# Individual Addresses	# of Classful Networks
/13	255.248.0.0	512 K	8 Bs or 2048 Cs
/14	255.252.0.0	256 K	4 Bs or 1024 Cs
/15	255.254.0.0	128 K	2 Bs or 512 Cs
/16	255.255.0.0	64 K	1 B or 256 Cs
/17	255.255.128.0	32 K	128 Cs
/18	255.255.192.0	16 K	64 Cs
/19	255.255.224.0	8 K	32 Cs
/20	255.255.240.0	4 K	16 Cs
/21	255.255.248.0	2 K	8 Cs
/22	255.255.252.0	1 K	4 Cs
/23	255.255.254.0	512	2 Cs
/24	255.255.255.0	256	1 C
/25	255.255.255.128	128	1/2 C
/26	255.255.255.192	64	1/4 C
/27	255.255.255.224	32	1/8 C

References:

Exam Ref: 70-410: Installing and Configuring Windows Server 2012 R2, Chapter4: Deploying and configuring core network services, Objective 4.1: Configure IPv4 and IPv6 addressing, p.192, 196

QUESTION 150

You have a server named Server1. Server1 runs Windows Server 2012 R2.

Server1 has two network adapters. Each network adapter must be configured as shown in the following table.

Network adapter name	Required IPv6 address type
NIC1	Private Routable
NIC2	Multicast

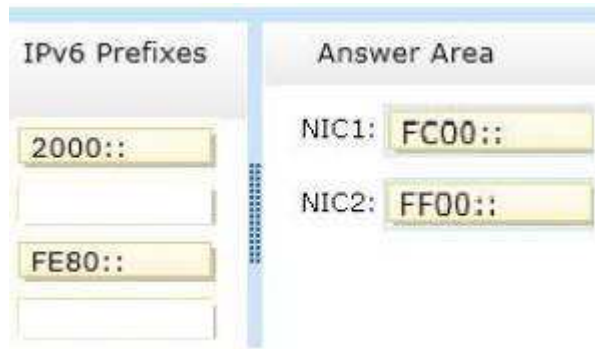
You need to configure the correct IPv6 address prefix for each network adapter.

Which prefix should you select for each network adapter?

To answer, drag the appropriate IPv6 prefix to the correct network adapter in the answer area. Each prefix may be used once, more than once, or not at all. You may need to drag the split bar between panes or scroll to view content.

Select and Place:

Correct Answer:



Section: (none)

Explanation

Explanation/Reference:

Explanation:

An IPv6 multicast address always begins with 11111111 or FF and includes additional structure that identifies the scope of the address and the multicast group to which the interface belongs. IPv6 multicast addresses, therefore, are always of the form FF00::/8.

References:

<http://www.iana.org/assignments/ipv6-address-space/ipv6-address-space.xml>

QUESTION 151

Your network contains an Active Directory domain named contoso.com. The domain contains two servers named Server1 and Server2. Server1 and Server2 run a Server with a GUI installation of Windows Server 2012 R2.

You remove the Graphical Management Tools and Infrastructure feature on Server2.

You need to restart Server2.

What should you do? (To answer, drag the appropriate tools to the correct statements. Each tool may be used once, more than once, or not at all. You may need to drag the split bar between panes or scroll to view content.)

Select and Place:



Correct Answer:



Section: (none)

Explanation

Explanation/Reference:

Explanation:

When you uninstall "Server-GUI-Shell" you are left with a "Minimal Server Interface" server. So, File Explorer and IE10 are unavailable, but MMC and Server Manager works and MMC and Server Manager will allow you to restart server2 either locally or remotely from Server1.

References:

Training Guide: Installing and Configuring Windows Server 2012 R2: Chapter 2: Deploying Servers, p. 44

Exam Ref 70-410: Installing and Configuring Windows Server 2012 R2: Chapter 1: Installing and Configuring Servers, p. 19-22

QUESTION 152

You have a server named Server1 that runs Windows Server 2012 R2.

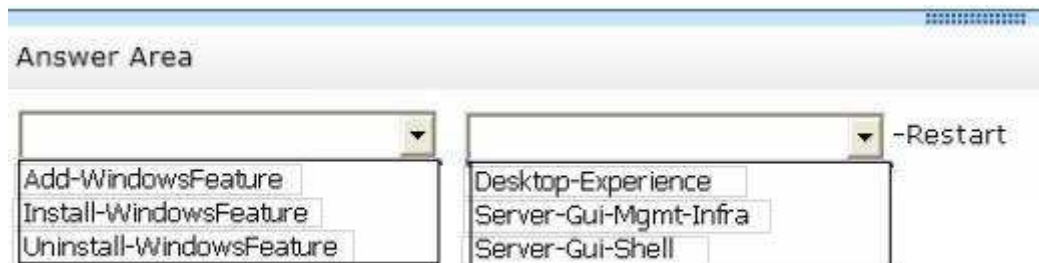
You need to switch Server1 to a Server Core installation of Windows Server 2012 R2.

What command should you run?

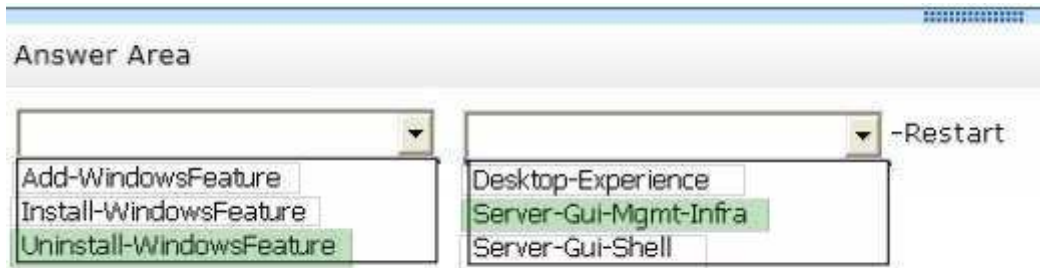
To answer, select the appropriate options in the answer area.



Hot Area:

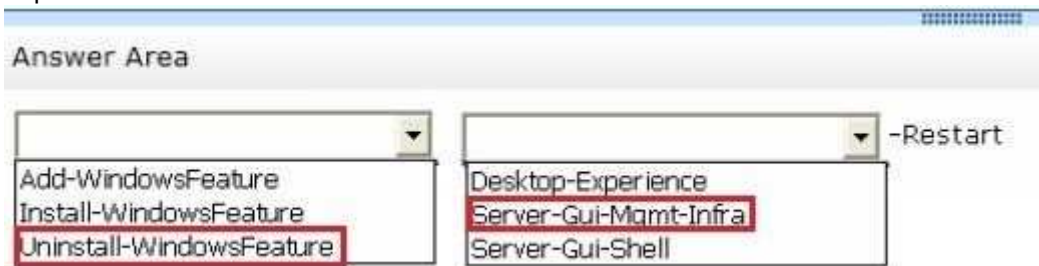


Correct Answer:



Section: (none)
Explanation

Explanation/Reference:
 Explanation:



QUESTION 153

You have a Hyper-V host named Server1 that runs Windows Server 2008 R2. All of the virtual machines on Server1 use VHDs.

You install the Hyper-V server role on a server named Server2 that runs Windows Server 2012 R2. Server2 has the same hardware configurations as Server1.

You plan to migrate the Hyper-V host from Server1 to Server2 by using the Windows Server Migration Tools.

In the table below, identify what can be migrated by using the Windows Server Migration Tools. Make only one selection in each row. Each correct selection is worth one point.

Hot Area:

	Can be migrated	Cannot be migrated
The virtual machine configurations	<input type="radio"/>	<input type="radio"/>
The Hyper-V settings	<input type="radio"/>	<input type="radio"/>
The VHD files that are attached to a virtual machine	<input type="radio"/>	<input type="radio"/>
The virtual floppy disks	<input type="radio"/>	<input type="radio"/>

Correct Answer:

	Can be migrated	Cannot be migrated
The virtual machine configurations	<input checked="" type="checkbox"/>	<input type="checkbox"/>
The Hyper-V settings	<input checked="" type="checkbox"/>	<input type="checkbox"/>
The VHD files that are attached to a virtual machine	<input type="checkbox"/>	<input checked="" type="checkbox"/>
The virtual floppy disks	<input type="checkbox"/>	<input checked="" type="checkbox"/>

Section: (none)

Explanation

Explanation/Reference:

Explanation:

	Can be migrated	Cannot be migrated
The virtual machine configurations	<input checked="" type="checkbox"/>	<input type="checkbox"/>
The Hyper-V settings	<input checked="" type="checkbox"/>	<input type="checkbox"/>
The VHD files that are attached to a virtual machine	<input type="checkbox"/>	<input checked="" type="checkbox"/>
The virtual floppy disks	<input type="checkbox"/>	<input checked="" type="checkbox"/>

* The following configurations and settings can be migrated automatically include:
 / Most virtual machine configurations. Virtual machines and their data are moved as part of the migration, but some configurations require manual intervention / Hyper-V settings. These include the system-wide settings and the authorization store.

References:

<http://technet.microsoft.com/en-us/library/ee849855%28v=WS.10%29.aspx>

QUESTION 154

You have a server named Server1 that runs Windows Server 2012 R2.

You need to create a new volume on Server1. The new volume must have the following configurations:

- Be stored on a new virtual hard disk
- Be assigned the drive letter G
- Have the NTFS file system

In which order should you run the Diskpart commands?

To answer, move all the Diskpart commands from the list of commands to the answer area and arrange them in the correct order.

Select and Place:

Diskpart Commands	Answer Area
create vdisk	
attach vdisk	
assign	
format	
create partition	

Correct Answer:

Diskpart Commands	Answer Area
	create vdisk
	attach vdisk
	create partition
	assign
	format

Section: (none)

Explanation

Explanation/Reference:

Explanation:

Box 1: create vdisk

Box 2: attach vdisk
 Box 3: create partition
 Box 4: assign
 Box 5: format

Note: Example:
 create vdisk file="C:\vdisks\disk1.vhd" maximum=16000
 attach vdisk
 create partition primary
 assign letter=g
 format

References:
<http://technet.microsoft.com/en-us/library/gg252576.aspx>
<http://technet.microsoft.com/en-us/library/hh831487.aspx>

QUESTION 155

Your network contains three servers. The servers are configured as shown in the following table.

Server name	CPU type	Operating system	Installation type
Server1	x86	32-bit Windows Server 2008 Service Pack 2 (SP2)	Full
Server2	X86	32-bit Windows Server 2008 Service Pack 2 (SP2)	Server Core
Server3	x64	64-bit Windows Server 2008 R2	Full

Your company plans to standardize all of the servers on Windows Server 2012 R2.

You need to recommend an upgrade path for each server.

- The solution must meet the following requirements:
- Upgrade the existing operating system whenever possible.
 - Minimize hardware purchases.

Which upgrade path should you recommend for each server?

To answer, drag the appropriate upgrade path to each server in the answer area. Each upgrade path may be used once, more than once, or not at all.

Select and Place:

Answer Area

Clean installation on new hardware

Clean installation on existing hardware

Upgrade on existing hardware

Server1

Server2

Server3

Correct Answer:

	Answer Area	
Clean installation on new hardware	Server1	Clean installation on new hardware
Clean installation on existing hardware	Server2	Clean installation on new hardware
Upgrade on existing hardware	Server3	Upgrade on existing hardware

Section: (none)
Explanation

Explanation/Reference:

Explanation:

Upgrade paths for Windows Server 2012 R2 are limited. In fact, it's easier to specify when you can perform an upgrade than when you can't. If you have a 64-bit computer running Windows Server 2008 or Windows Server 2008 R2, then you can upgrade it to Windows Server 2012 R2 as long as you use the same operating system edition.

Windows Server 2012 R2 does not support the following:

- Upgrades from Windows Server versions prior to Windows Server 2008
- Upgrades from pre-RTM editions of Windows Server 2012 R2
- Upgrades from Windows workstation operating systems
- Cross-platform upgrades, such as 32-bit Windows Server 2008 to 64-bit Windows Server 2012
- Upgrades from any Itanium edition
- Cross-language upgrades, such as from Windows Server 2008, U.S.English to Windows Server 2012, French

In any of these cases, the Windows Setup program will not permit the upgrade to proceed.

References:

<http://technet.microsoft.com/en-us/library/jj134246.aspx>

QUESTION 156

You have a Hyper-V host named Server1 that runs Windows Server 2012 R2. Server1 hosts 40 virtual machines that run Windows Server 2008 R2. The virtual machines connect to a private virtual switch.

You have a file that you want to copy to all of the virtual machines.

You need to identify to which servers you can copy files by using the Copy-VmFilecmdlet.

What command should you run?

To answer, select the appropriate options in the answer area.

Answer Area

-ComputerName Server1 |

Get-VIntegrationService -Name | where Enabled -eq \$true

Hot Area:

Answer Area

-ComputerName Server1 |

- Compare-Vm
- Get-Vm
- Get-VmHost

Get-VIntegrationService -Name | where Enabled -eq \$true

- "Data Exchange Service"
- "Guest Service Interface"
- " Heartbeat Service"

Correct Answer:

Answer Area

-ComputerName Server1 |

- Compare-Vm
- Get-Vm
- Get-VmHost

Get-VIntegrationService -Name | where Enabled -eq \$true

- "Data Exchange Service"
- "Guest Service Interface"
- " Heartbeat Service"

Section: (none)
Explanation

Explanation/Reference:
 Explanation:

Answer Area

-ComputerName Server1 |

- Compare-Vm
- Get-Vm
- Get-VmHost

Get-VIntegrationService -Name | where Enabled -eq \$true

- "Data Exchange Service"
- "Guest Service Interface"
- " Heartbeat Service"

QUESTION 157

Your network contains an Active Directory domain named contoso.com. All domain controllers run

Windows Server 2012 R2.

All server are configured to enforce AppLocker policies.

You install a server named Server1.

On Server1, you install an application named appl.exe in a folder located on C:\App1.

You have two domain groups named Group1 and Group2. A user named User1 is a member of Group1 and Group2.

You create a Group Policy object (GPO) named GPO1. You link GPO1 to contoso.com.

You create the executable rules as shown in the exhibit by using the Create Executable Rules wizard. (Click the Exhibit button.)



Action	User	Name	Condition	Exception
Allow	Everyone	(Default Rule) All files located in the Program Files folder	Path	
Allow	Everyone	All files located in the Windows folder	Path	
Allow	BUILTIN\Administrators	(Default Rule) All files	Path	
Allow	CONTOSO\Group1	App1.exe	File Hash	
Deny	Everyone	App1.exe	File Hash	
Allow	CONTOSO\Domain Admins	regedit.exe	File Hash	
Deny	CONTOSO\Group2	regedit.exe	File Hash	

To answer, complete each statement according to the information presented in the exhibit. Each correct selection is worth one point.

Answer Area

User1 can run regedit.exe if ...

User1 can run app1.exe if ...

Hot Area:

Answer Area

User1 can run regedit.exe if ...

User1 is removed from Group2.
User1 is added to the Domain Admins group.
regedit.exe is renamed as registryeditor.exe.

User1 can run app1.exe if ...

app1.exe is renamed as app2.exe.
the Deny rule for app1.exe is removed.
an exception is added to the default rules.
Group1 is added to the Domain Admins group.
User1 is added to the BUILTIN\Administrators group

Correct Answer:

Answer Area

User1 can run regedit.exe if ...

User1 is removed from Group2.
User1 is added to the Domain Admins group.
regedit.exe is renamed as registryeditor.exe.

User1 can run app1.exe if ...

app1.exe is renamed as app2.exe.
the Deny rule for app1.exe is removed.
an exception is added to the default rules.
Group1 is added to the Domain Admins group.
User1 is added to the BUILTIN\Administrators group

Section: (none)

Explanation

Explanation/Reference:

Explanation:

Answer Area

User1 can run regedit.exe if ...

- User1 is removed from Group2.
- User1 is added to the Domain Admins group.
- regedit.exe is renamed as registryeditor.exe.

User1 can run app1.exe if ...

- app1.exe is renamed as app2.exe.
- the Deny rule for app1.exe is removed.
- an exception is added to the default rules.
- Group1 is added to the Domain Admins group.
- User1 is added to the BUILTIN\Administrators group.

QUESTION 158

You have a server named Server1 that runs Windows Server 2012 R2.

You need to perform the following storage configuration tasks on Server1:

- Bring a disk named Disk1 online.
- Defragment a volume named Volume1.
- Remove a disk named Disk2 from a storage pool named Pool1.

Which cmdlet should you use to perform each task?

To answer, drag the appropriate cmdlets to the correct tasks. Each cmdlet may be used once, more than once, or not at all. You may need to drag the split bar between panes or scroll to view content.

Select and Place:

Cmdlets	Answer Area
Initialize-Disk	Bring a disk named Disk1 online. <input type="text" value="Cmdlet"/>
Optimize-Volume	Defragment a volume named Volume1. <input type="text" value="Cmdlet"/>
Remove-PhysicalDisk	Remove a disk named Disk2 from a storage pool named Pool1. <input type="text" value="Cmdlet"/>
Repair-Volume	
Set-Disk	
Set-PhysicalDisk	
Set-StoragePool	
Update-Disk	

Correct Answer:

Cmdlets	Answer Area
Initialize-Disk	Bring a disk named Disk1 online.
Repair-Volume	Defragment a volume named Volume1.
Set-PhysicalDisk	Remove a disk named Disk2 from a storage pool named Pool1.
Set-StoragePool	
Update-Disk	

Section: (none)
Explanation

Explanation/Reference:

QUESTION 159

You have a server named Server1 that runs Windows Server 2012 R2.

You need to create a new volume on Server1. The new volume must have the following configurations:

- Be stored on a new virtual hard disk
- Be assigned the drive letter G
- Have the NTFS file system

In which order should you run the Diskpart commands?

To answer, move all the Diskpart commands from the list of commands to the answer area and arrange them in the correct order.

Select and Place:

Diskpart Commands	Answer Area
create vdisk	
attach vdisk	
assign	
format	
create partition	

Correct Answer:

Diskpart Commands	Answer Area
	create vdisk
	attach vdisk
	create partition
	assign
	format

Section: (none)

Explanation

Explanation/Reference:

Explanation:

Box 1: create vdisk

Box 2: attach vdisk

Box 3: create partition

Box 4: assign

Box 5: format

Note: Example:

```
create vdisk file="C:\vdisks\disk1.vhd" maximum=16000
```

```
attach vdisk
```

```
create partition primary
```

```
assign letter=g
```

```
format
```

References:

<http://technet.microsoft.com/en-us/library/gg252576.aspx>

<http://technet.microsoft.com/en-us/library/hh831487.aspx>

QUESTION 160

You have a DHCP server named Server1 that runs Windows Server 2012 R2.

On Server1, you run the commands as shown in the exhibit. (Click the Exhibit button.)

```
Administrator: Windows PowerShell
PS C:\> Add-DhcpServerv4Scope -Name Scope1 -StartRange 192.168.10.11 -EndRange 192.168.10.200 -
PS C:\> Add-DhcpServerv4Scope -Name Scope2 -StartRange 192.168.15.11 -EndRange 192.168.15.200 -
PS C:\> Add-DhcpServerv4Reservation -ScopeId 192.168.10.0 -IPAddress 192.168.10.15 -ClientId AA
PS C:\> Set-DhcpServerv4Scope -ScopeId 192.168.15.0 -StartRange 192.168.15.11 -EndRange 192.168
PS C:\> Add-DhcpServerv4ExclusionRange -ScopeId 192.168.15.0 -StartRange 192.168.15.21 -EndRang
PS C:\> Set-DhcpServerv4OptionValue -DnsServer 172.16.1.250 -ReservedIP 192.168.10.15
PS C:\> Set-DhcpServerv4OptionValue -DnsServer 192.168.15.250 -Router 192.168.15.1 -ScopeId 192
PS C:\> Set-DhcpServerv4OptionValue -DnsServer 192.168.10.250
PS C:\>
```

To answer, complete each statement according to the information presented in the exhibit. Each correct selection is worth one point.

A computer that has a MAC address of AABBCCDDEEFF will get the DNS server address of ... from Server1 when the computer is connected to the 192.168.15.

Server1 can lease ... addresses on the 192.168.15.0/24 segment.

Hot Area:

A computer that has a MAC address of AABBCCDDEEFF will get the DNS server address of ... from Server1 when the computer is connected to the 192.168.15.

- 172.16.1.250
- 192.168.10.250
- 192.168.15.250

Server1 can lease ... addresses on the 192.168.15.0/24 segment.

- 10
- 210
- 220
- 254

Correct Answer:

A computer that has a MAC address of AABBCCDDEEFF will get the DNS server address of ... from Server1 when the computer is connected to the 192.168.15.0/24 segment.

Server1 can lease ... addresses on the 192.168.15.0/24 segment.

Section: (none)
Explanation

Explanation/Reference:
 Explanation:

A computer that has a MAC address of AABBCCDDEEFF will get the DNS server address of ... from Server1 when the computer is connected to the 192.168.15.0/24 segment.

Server1 can lease ... addresses on the 192.168.15.0/24 segment.

QUESTION 161

Your network contains an Active Directory domain named contoso.com. All servers run Windows Server 2012 R2.

You need to add a user named User1 to a group named ServerAdmins. What command should you run?

To answer, select the appropriate options in the answer area.

Answer Area

-identity

Hot Area:

Answer Area

-identity

Add-AdGroupMember	ServerAdmins	ServerAdmins
Add-Member	User1	User1
Set-AdGroup		
Set-AdUser		

Correct Answer:

Answer Area

-identity

Add-AdGroupMember	ServerAdmins	ServerAdmins
Add-Member	User1	User1
Set-AdGroup		
Set-AdUser		

Section: (none)

Explanation

Explanation/Reference:

Explanation:

Answer Area

-identity

Add-AdGroupMember	ServerAdmins	ServerAdmins
Add-Member	User1	User1
Set-AdGroup		
Set-AdUser		

QUESTION 162

Your network contains an Active Directory domain named contoso.com. Domain controllers run either Windows Server 2008 R2 or Windows Server 2012 R2. All client computers run Windows 8. All computer accounts are located in an organizational unit (OU) named OU1.

You create a Group Policy object (GPO) that contains several AppLocker rules. You link the GPO to OU1.

You need to ensure that the AppLocker rules apply to all of the client computers.

What should you configure in the GPO?

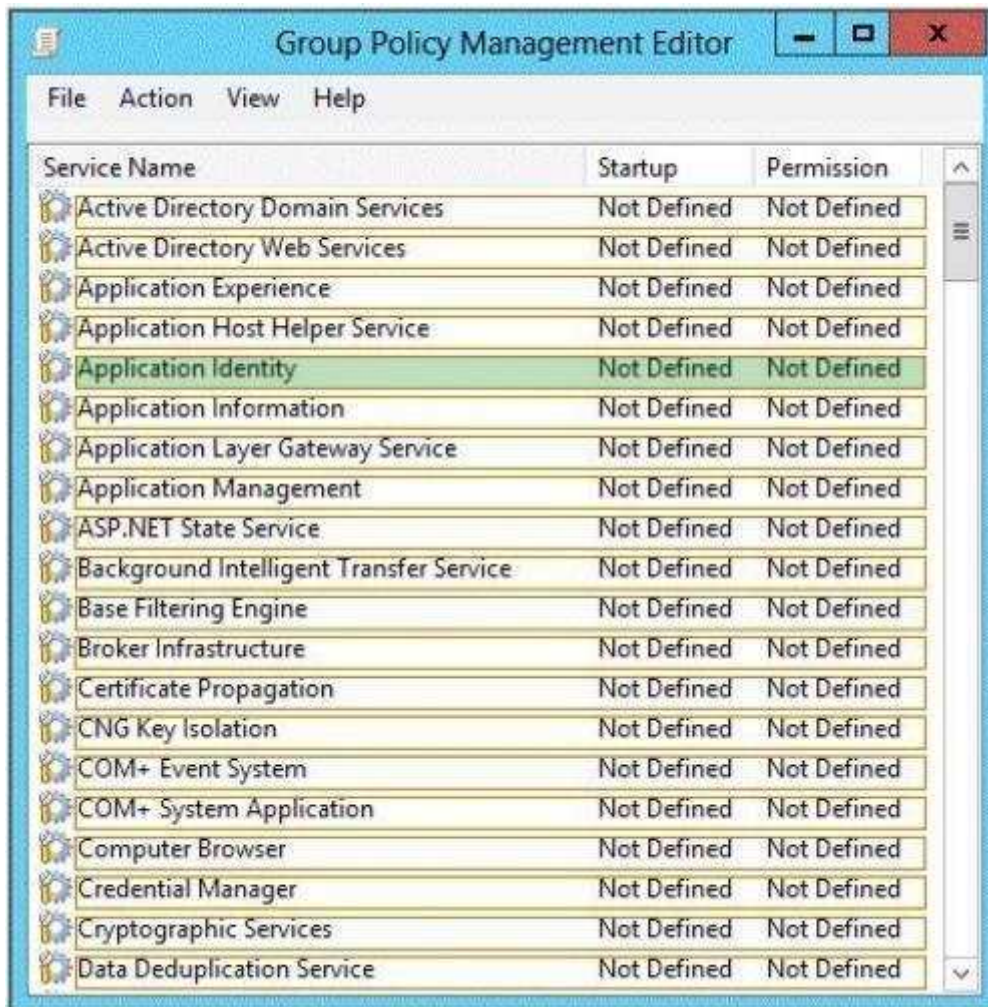
To answer, select the appropriate service in the answer area.

Hot Area:

The screenshot shows the Group Policy Management Editor window. The title bar reads "Group Policy Management Editor" with standard window controls. The menu bar includes "File", "Action", "View", and "Help". The main content area displays a table of services with columns for "Service Name", "Startup", and "Permission".

Service Name	Startup	Permission
Active Directory Domain Services	Not Defined	Not Defined
Active Directory Web Services	Not Defined	Not Defined
Application Experience	Not Defined	Not Defined
Application Host Helper Service	Not Defined	Not Defined
Application Identity	Not Defined	Not Defined
Application Information	Not Defined	Not Defined
Application Layer Gateway Service	Not Defined	Not Defined
Application Management	Not Defined	Not Defined
ASP.NET State Service	Not Defined	Not Defined
Background Intelligent Transfer Service	Not Defined	Not Defined
Base Filtering Engine	Not Defined	Not Defined
Broker Infrastructure	Not Defined	Not Defined
Certificate Propagation	Not Defined	Not Defined
CNG Key Isolation	Not Defined	Not Defined
COM+ Event System	Not Defined	Not Defined
COM+ System Application	Not Defined	Not Defined
Computer Browser	Not Defined	Not Defined
Credential Manager	Not Defined	Not Defined
Cryptographic Services	Not Defined	Not Defined
Data Deduplication Service	Not Defined	Not Defined

Correct Answer:



Section: (none)

Explanation

Explanation/Reference:

Explanation:

Configuring the Application Identity will specify where the Group Policy will be applied.

References:

<http://www.grouppolicy.biz/2012/08/how-manage-published-a-k-a-metro-apps-in-windows-8-using-grouppolicy/>

Exam Ref: 70-410: Installing and Configuring Windows Server 2012 R2, Chapter 6: Create and manage Group Policy, Objective 6.3: Configure application restriction policies, p.341

QUESTION 163

Your network contains an Active Directory forest. The forest contains a single domain named contoso.com.

AppLocker policies are enforced on all member servers.

You view the AppLocker policy applied to the member servers as shown in the exhibit. (Click the Exhibit button.)

Action	User	Name	Condition	Exception
Deny	CONTOSO\Server Admins	%PROGRAMFILES%\Internet Explorer\iexplore.exe	Path	
Allow	CONTOSO\Domain Admins	%PROGRAMFILES%\Internet Explorer\iexplore.exe	Path	
Allow	Everyone	(Default Rule) All files located in the Program Files folder	Path	
Allow	Everyone	(Default Rule) All files located in the Windows folder	Path	
Deny	CONTOSO\Domain Users	%PROGRAMFILES%\Internet Explorer\iexplore.exe	Path	
Allow	BUILTIN\Administrators	(Default Rule) All files	Path	
Allow	Everyone	Program Files: MICROSOFT® WINDOWS® OPERATING SY...	Publisher	
Allow	Everyone	Program Files: INTERNET EXPLORER signed by O=MICROS...	Publisher	
Allow	Everyone	Program Files: MICROSOFT(R) CONNECTION MANAGER si...	Publisher	

To answer, complete each statement according to the information presented in the exhibit. Each correct selection is worth one point.

Answer Area

... can run Internet Explorer on the servers.

... can run Windows Mail on the servers.

Hot Area:

Answer Area

... can run Internet Explorer on the servers.

- No one
- Everyone
- Only local users
- Only the members of Domain Admins
- Only the members of a group named ServerAdmins

... can run Windows Mail on the servers.

- No one
- Everyone
- Only local users
- Only the members of Domain Admins
- Only the members of a group named ServerAdmins

Correct Answer:

Answer Area

... can run Internet Explorer on the servers.

Dropdown menu options:

- No one
- Everyone
- Only local users
- Only the members of Domain Admins
- Only the members of a group named ServerAdmins

... can run Windows Mail on the servers.

Dropdown menu options:

- No one
- Everyone
- Only local users
- Only the members of Domain Admins
- Only the members of a group named ServerAdmins

Section: (none)

Explanation

Explanation/Reference:

Explanation:

Answer Area

... can run Internet Explorer on the servers.

Empty dropdown menu

... can run Windows Mail on the servers.

Empty dropdown menu

Answer Area

... can run Internet Explorer on the servers.

Dropdown menu options:

- No one
- Everyone
- Only local users
- Only the members of Domain Admins
- Only the members of a group named ServerAdmins

... can run Windows Mail on the servers.

Dropdown menu options:

- No one
- Everyone
- Only local users
- Only the members of Domain Admins
- Only the members of a group named ServerAdmins

QUESTION 164

Your network contains an Active Directory domain named adatum.com.

You create an account for a temporary employee named User1.

You need to ensure that User1 can log on to the domain only between 08:00 and 18:00 from a client computer named Computer1.

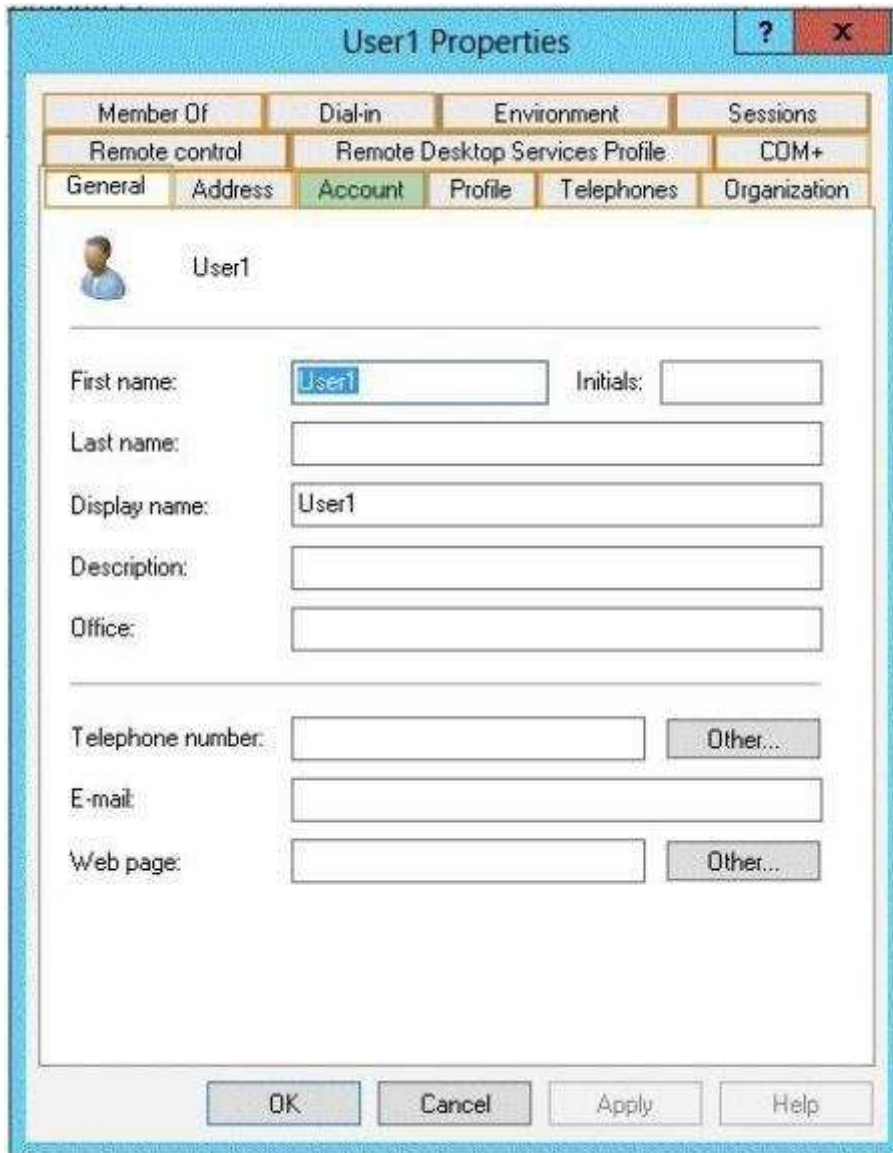
From which tab should you perform the configuration?

To answer, select the appropriate tab in the answer area.

Hot Area:

The image shows a Windows XP-style dialog box titled "User1 Properties". At the top, there are several tabs: "Member Of", "Dial-in", "Environment", "Sessions", "Remote control", "Remote Desktop Services Profile", "COM+", "General", "Address", "Account", "Profile", "Telephones", and "Organization". The "General" tab is currently selected and highlighted. Below the tabs, there is a user icon and the name "User1". The main area contains several input fields: "First name:" with "User1" entered, "Initials:" (empty), "Last name:" (empty), "Display name:" with "User1" entered, "Description:" (empty), "Office:" (empty), "Telephone number:" (empty) with an "Other..." button, "E-mail:" (empty), and "Web page:" (empty) with an "Other..." button. At the bottom of the dialog, there are four buttons: "OK", "Cancel", "Apply", and "Help".

Correct Answer:



Section: (none)

Explanation

Explanation/Reference:

Explanation:

The User account properties contains the Logon Hours settings that you can use to change the hours that this selected object can log on to the domain. By default, domain logon is allowed 24 hours a day, 7 days a week. Note that this control does not affect the user's ability to log on locally to a computer using a local computer account instead of a domain account.

References:

<http://technet.microsoft.com/en-us/library/dd145547>

QUESTION 165

Your company has a main office and a sales office. The main office has 2,000 users. The sales office has 20 users. All client computers in the sales office run Windows 8.

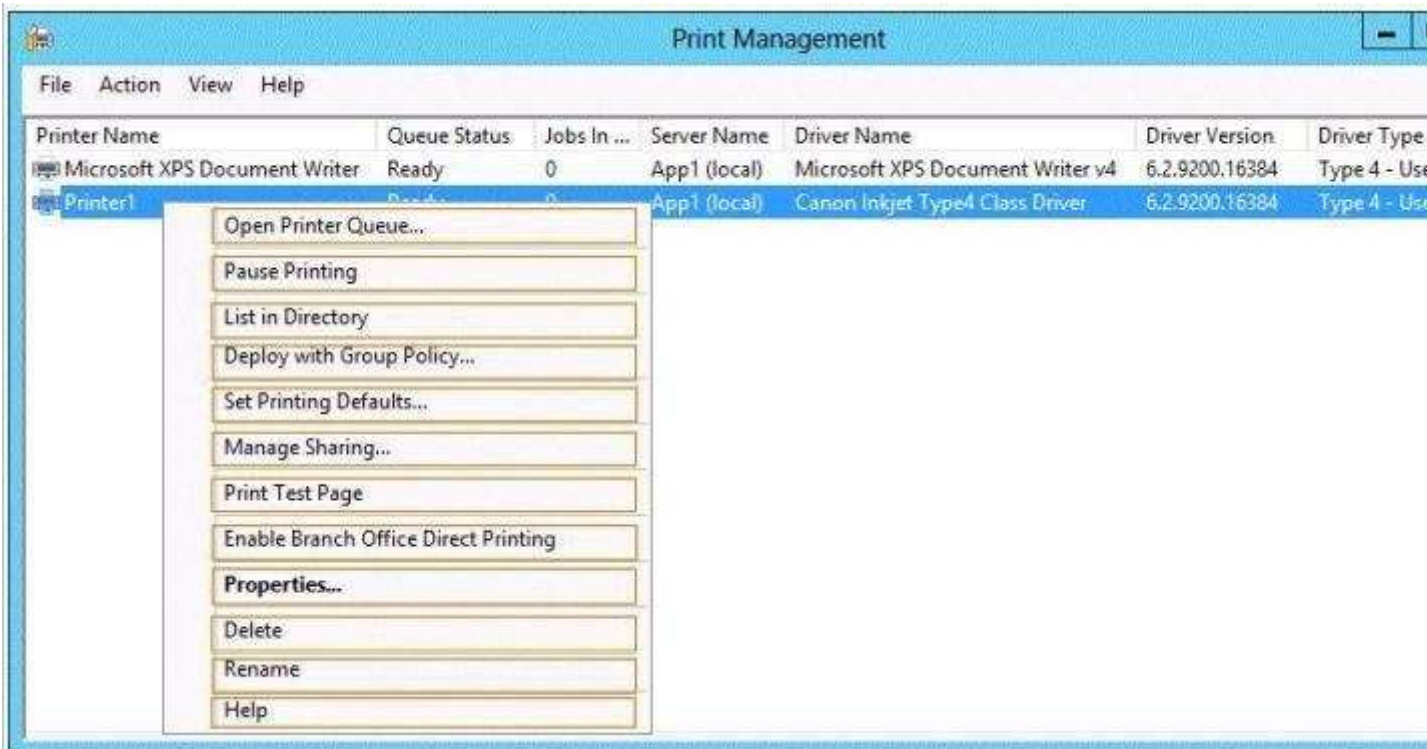
The sales office contains a print server named App1 that runs Windows Server 2012 R2. App1 has a shared printer named Printer1. Printer1 connects to a network-attached print device.

You plan to connect all of the users in the sales office to Printer1 on App1.

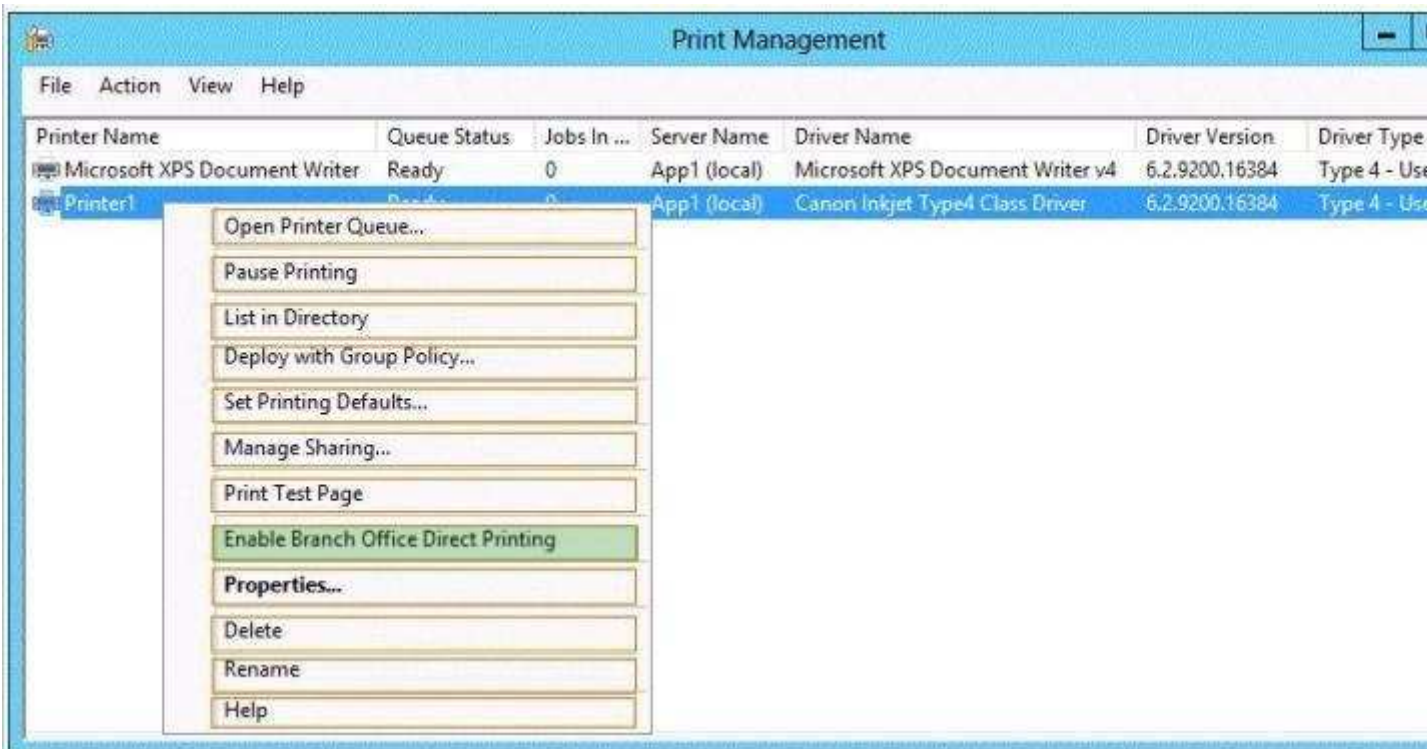
You need to ensure that if App1 fails, the users can continue to print to Printer1.

What should you configure on App1? To answer, select the appropriate option in the answer area.

Hot Area:



Correct Answer:



Section: (none)
Explanation

Explanation/Reference:
Explanation:
Direct printer will bypass the need to print via the print server.

References:

Exam Ref 70-410: Installing and Configuring Windows Server 2012 R2: Objective 2.3 Configure Print and Document services, Chapter 2: Configure Server roles and Features, p. 104,

QUESTION 166

You deploy a Server with a GUI installation of Windows Server 2012 R2 Datacenter.

From Windows PowerShell, you run the following command: Remove-WindowsFeature Server- Gui-Shell.

In the table below, identify which tools are available on Server1 and which tools are unavailable on Server1.

Make only one selection in each row. Each correct selection is worth one point.

Hot Area:

Tool	Available	Unavailable
File Explorer	<input type="radio"/>	<input type="radio"/>
Internet Explorer 10	<input type="radio"/>	<input type="radio"/>
Microsoft Management Console (MMC)	<input type="radio"/>	<input type="radio"/>
Server Manager	<input type="radio"/>	<input type="radio"/>

Correct Answer:

Tool	Available	Unavailable
File Explorer	<input type="checkbox"/>	<input checked="" type="checkbox"/>
Internet Explorer 10	<input type="checkbox"/>	<input checked="" type="checkbox"/>
Microsoft Management Console (MMC)	<input checked="" type="checkbox"/>	<input type="checkbox"/>
Server Manager	<input checked="" type="checkbox"/>	<input type="checkbox"/>

Section: (none)

Explanation

Explanation/Reference:

Explanation:

Tool	Available	Unavailable
File Explorer	<input type="checkbox"/>	<input checked="" type="checkbox"/>
Internet Explorer 10	<input type="checkbox"/>	<input checked="" type="checkbox"/>
Microsoft Management Console (MMC)	<input checked="" type="checkbox"/>	<input type="checkbox"/>
Server Manager	<input checked="" type="checkbox"/>	<input type="checkbox"/>

When you uninstall "Server-GUI-Shell" you are left with a "Minimal Server Interface" server. So, File Explorer and IE10 are unavailable, but MMC and Server Manager works.

References:

Training Guide: Installing and Configuring Windows Server 2012 R2: Chapter 2: Deploying Servers, p. 44
Exam Ref 70-410: Installing and Configuring Windows Server 2012 R2: Chapter 1: Installing and Configuring Servers, p. 19-22

QUESTION 167

Your network contains an Active Directory domain named contoso.com. The domain contains a server named Server that runs Windows Server 2012 R2.

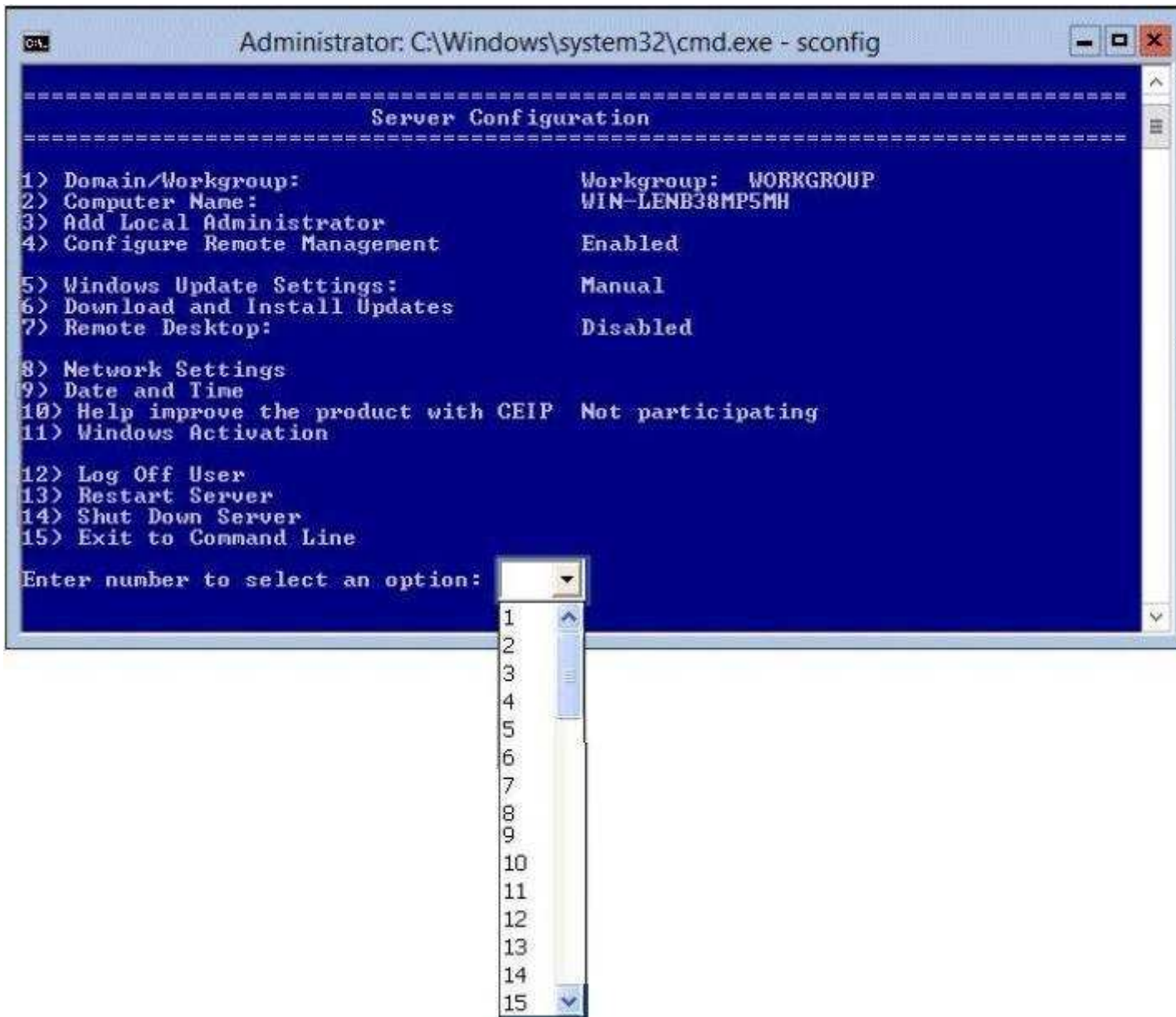
You perform a Server Core Installation of Windows Server 2012 R2 on a new server.

You need to ensure that you can add the new server to Server Manager on Server1.

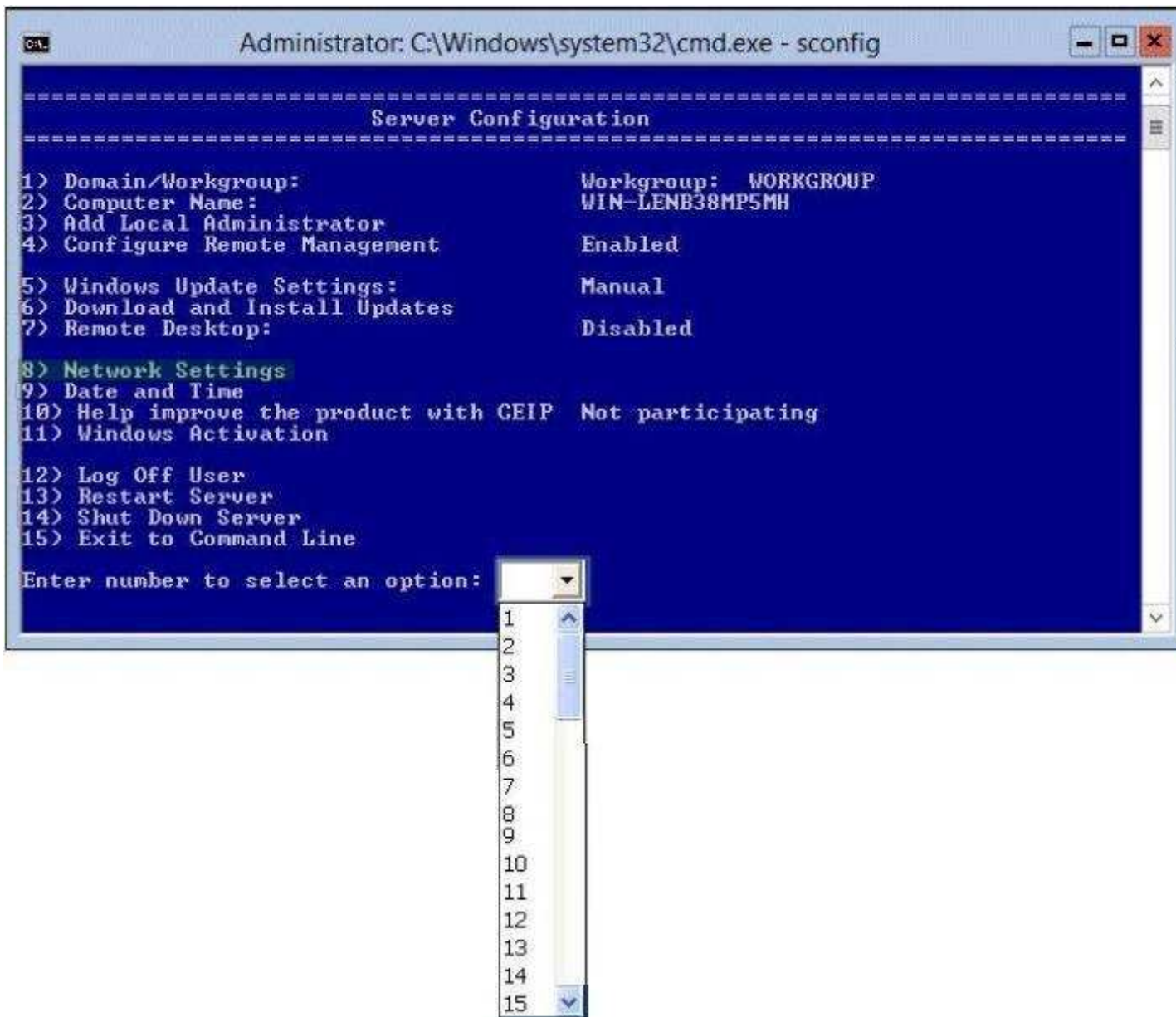
What should you configure on the new server? To answer, select the appropriate setting in the answer

area.

Hot Area:



Correct Answer:



Section: (none)
Explanation

Explanation/Reference:
Explanation:

```
Administrator: C:\Windows\system32\cmd.exe - sconfig
-----
Server Configuration
-----
1> Domain/Workgroup:           Workgroup:  WORKGROUP
2> Computer Name:             WIN-UJ8HPBRUG65
3> Add Local Administrator
4> Configure Remote Management Enabled
5> Windows Update Settings:   Manual
6> Download and Install Updates
7> Remote Desktop:            Disabled
8> Network Settings
9> Date and Time
10> Help improve the product with CEIP Not participating
11> Windows Activation
12> Log Off User
13> Restart Server
14> Shut Down Server
15> Exit to Command Line
Enter number to select an option:
```

You will require a network connection to the server to manage it from a different server, therefore you need to configure the network settings to enable Remote Management.

References:

<http://technet.microsoft.com/en-us/library/jj647766.aspx>

QUESTION 168

Your network contains an Active Directory domain named contoso.com. The network contains a DHCP server named DHCP1.

You add a new network segment to the network.

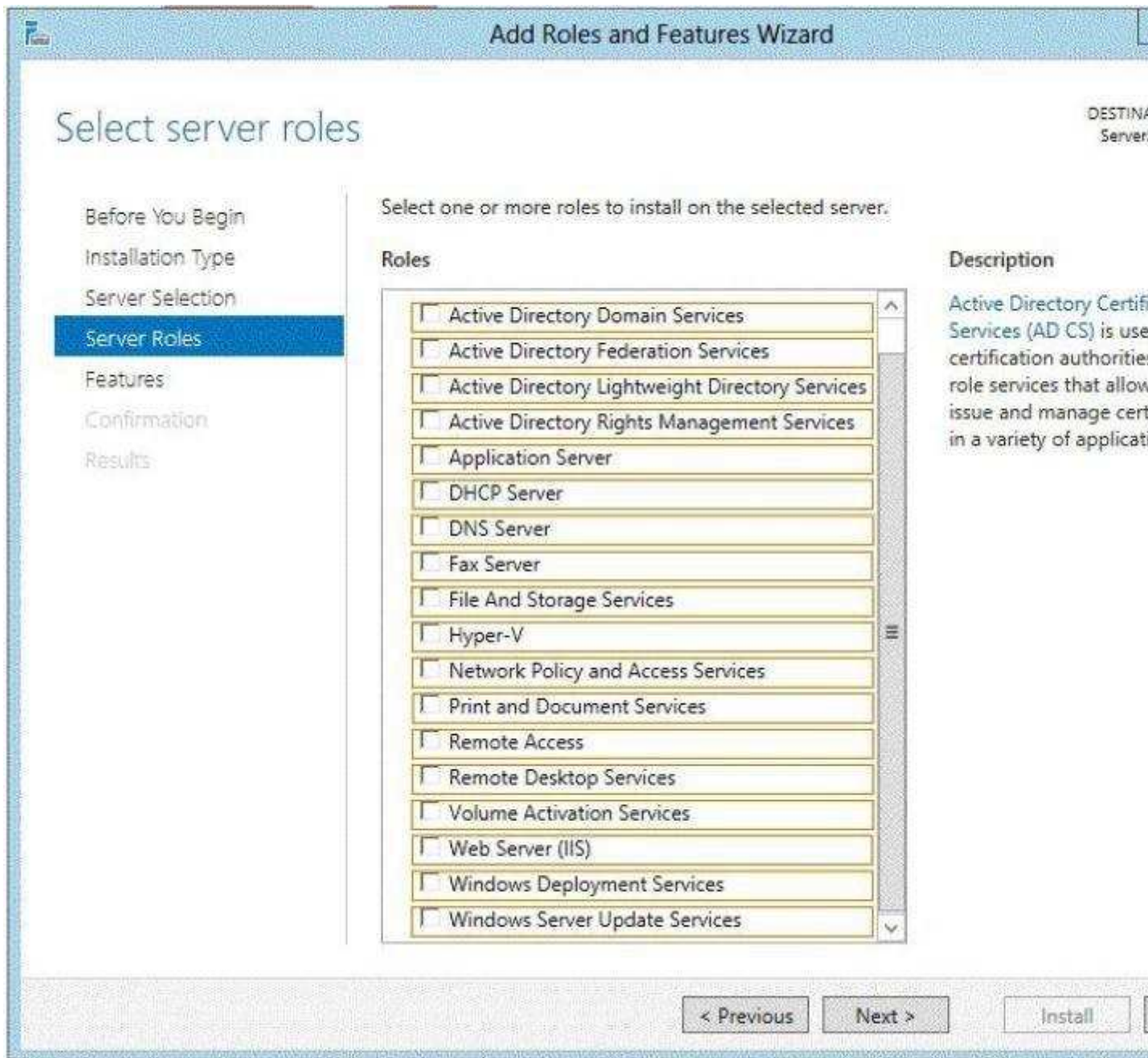
On the new network segment, you deploy a new server named Server1 that runs Windows Server 2012 R2.

You need to configure Server1 as a DHCP Relay Agent.

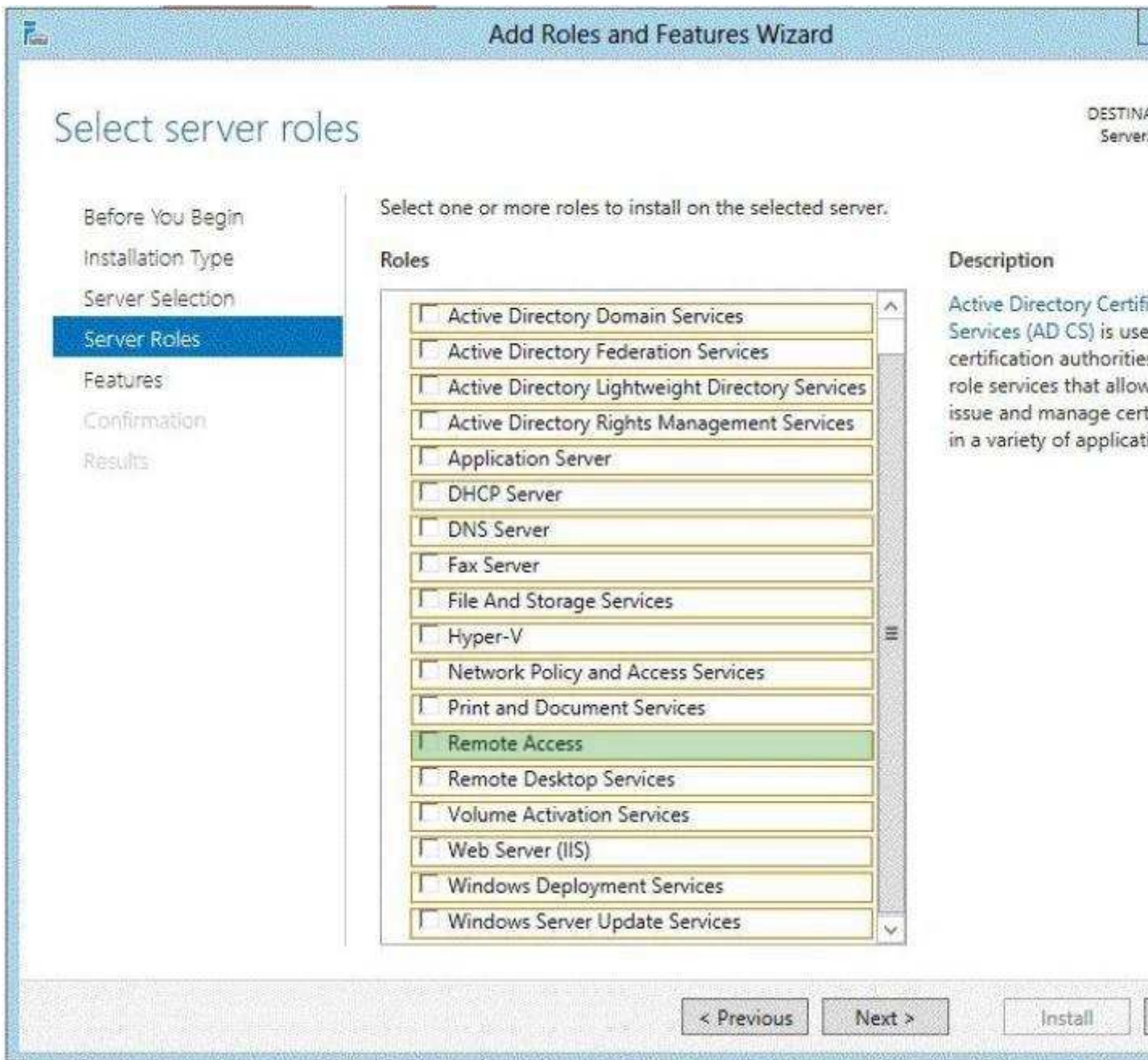
Which server role should you install on Server1?

To answer, select the appropriate role in the answer area.

Hot Area:



Correct Answer:



Section: (none)

Explanation

Explanation/Reference:

Explanation:

In Windows Server 2012 R2 the DirectAccess feature and the RRAS role service were combined into a new unified server role. This new Remote Access server role allows for centralized administration, configuration, and monitoring of both DirectAccess and VPN-based remote access services. Additionally, Windows Server 2012 R2 DirectAccess provided multiple updates and improvements to address deployment blockers and provide simplified management.

References:

<http://technet.microsoft.com/library/hh831416>

<http://technet.microsoft.com/en-us/library/cc732263.aspx>

QUESTION 169

Your network contains an Active Directory domain named contoso.com. The domain contains a server named Server1. Server1 runs a Server Core installation of Windows Server 2012 R2.

You install the DNS Server server role on Server1.

You need to perform the following configurations on Server1:

- Create an Active Directory-integrated zone named adatum.com.
- Send unresolved DNS client queries for other domain suffixes to the DNS server of your company's Internet Service Provider (ISP).

Which Windows PowerShell cmdlets should you use?

To answer, drag the appropriate cmdlet to the correct configuration in the answer area. Each cmdlet may be used once, more than once, or not at all. You may need to drag the split bar between panes or scroll to view content.

Select and Place:

Cmdlets	Answer Area
Add-DNSServerDirectoryPartition	Create an Active Directory-integrated zone named adatum.com.
Add-DNSServerPrimaryZone	Send unresolved DNS client queries for other domain suffixes to the DNS server of your company's Internet Service Provider (ISP).
Set-DNSServer	
Set-DNSServerForwarder	
Set-DNSServerDSSetting	
Set-DNSServerSetting	

Correct Answer:

Cmdlets	Answer Area
Add-DNSServerDirectoryPartition	Create an Active Directory-integrated zone named adatum.com.
Set-DNSServer	Send unresolved DNS client queries for other domain suffixes to the DNS server of your company's Internet Service Provider (ISP).
Set-DNSServerDSSetting	
Set-DNSServerSetting	

Section: (none)

Explanation

Explanation/Reference:

Explanation:

Add-DnsServerDirectoryPartition: Creates a DNS application directory partition. Add-DnsServerPrimaryZone: Adds a primary zone to a DNS server. Set-DNSServer Overwrites a DNS server configuration. SET-DNSServerForwarder Changes forwarder settings on a DNS server Set-DNSServerDSSetting Modifies DNS Active Directory settings.

Set-DNSServerSetting Modifies DNS server settings.

References:

[http://technet.microsoft.com/en-us/library/jj649942\(v=wps.620\).aspx](http://technet.microsoft.com/en-us/library/jj649942(v=wps.620).aspx) [http://technet.microsoft.com/en-us/library/jj649876\(v=wps.620\).aspx](http://technet.microsoft.com/en-us/library/jj649876(v=wps.620).aspx) [http://technet.microsoft.com/en-us/library/jj649845\(v=wps.620\).aspx](http://technet.microsoft.com/en-us/library/jj649845(v=wps.620).aspx) [http://technet.microsoft.com/en-us/library/jj649887\(v=wps.620\).aspx](http://technet.microsoft.com/en-us/library/jj649887(v=wps.620).aspx) <http://technet.microsoft.com/en-us/library/jj649874.aspx> <http://technet.microsoft.com/en-us/library/jj649909.aspx>

QUESTION 170

You have a Hyper-V host named Server1 that runs Windows Server 2012 R2. Server1 hosts 50 virtual machines.

You need to create a script to list all of the virtual machines that have checkpoints and support Secure Boot.

What should you do? To answer, select the appropriate options in the answer area.

Answer Area

[] | [] | where []

Hot Area:

Answer Area

[] | [] | where []

CheckPoint-Vm	CheckPoint-Vm	{\$_generation -eq 2}
Get-Vm	Get-Vm	{\$_NetworkAdapters -contains "secure"
Get-VmSnapshots	Get-VmSnapshots	{\$_version -eq 3}

Correct Answer:

Answer Area

[] | [] | where []

CheckPoint-Vm	CheckPoint-Vm	{\$_generation -eq 2}
Get-Vm	Get-Vm	{\$_NetworkAdapters -contains "secure"
Get-VmSnapshots	Get-VmSnapshots	{\$_version -eq 3}

Section: (none)

Explanation

Explanation/Reference:

Explanation:

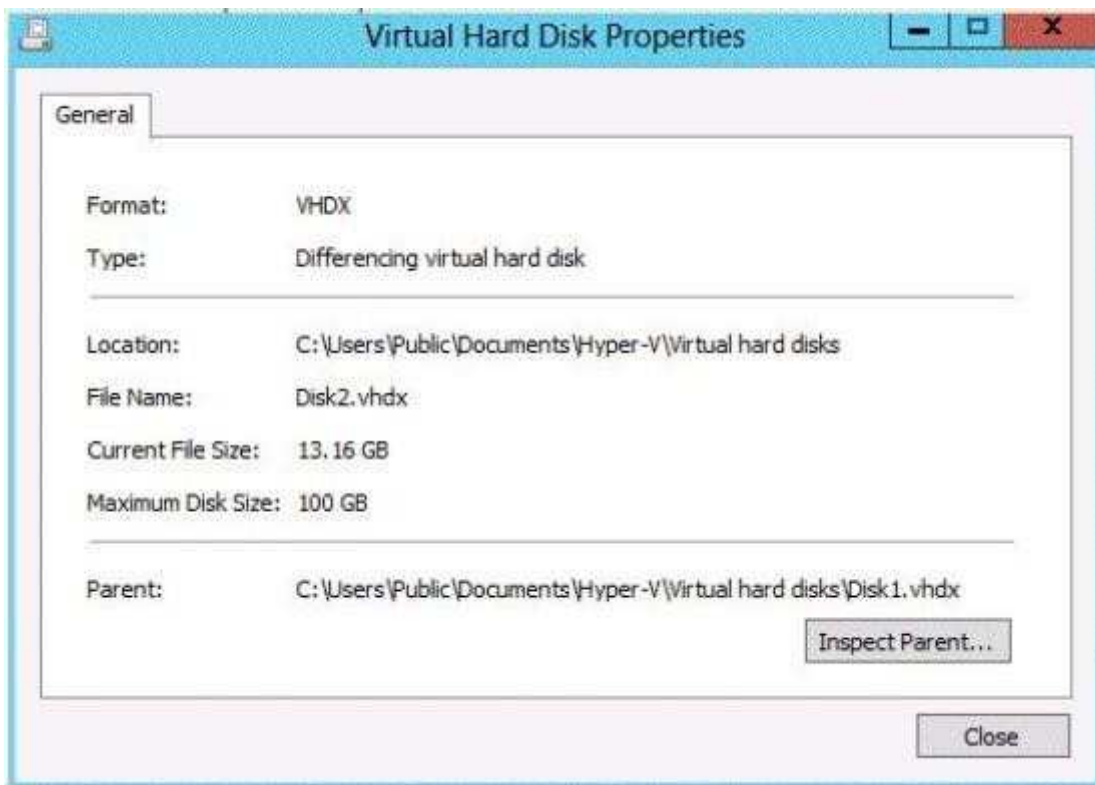


QUESTION 171

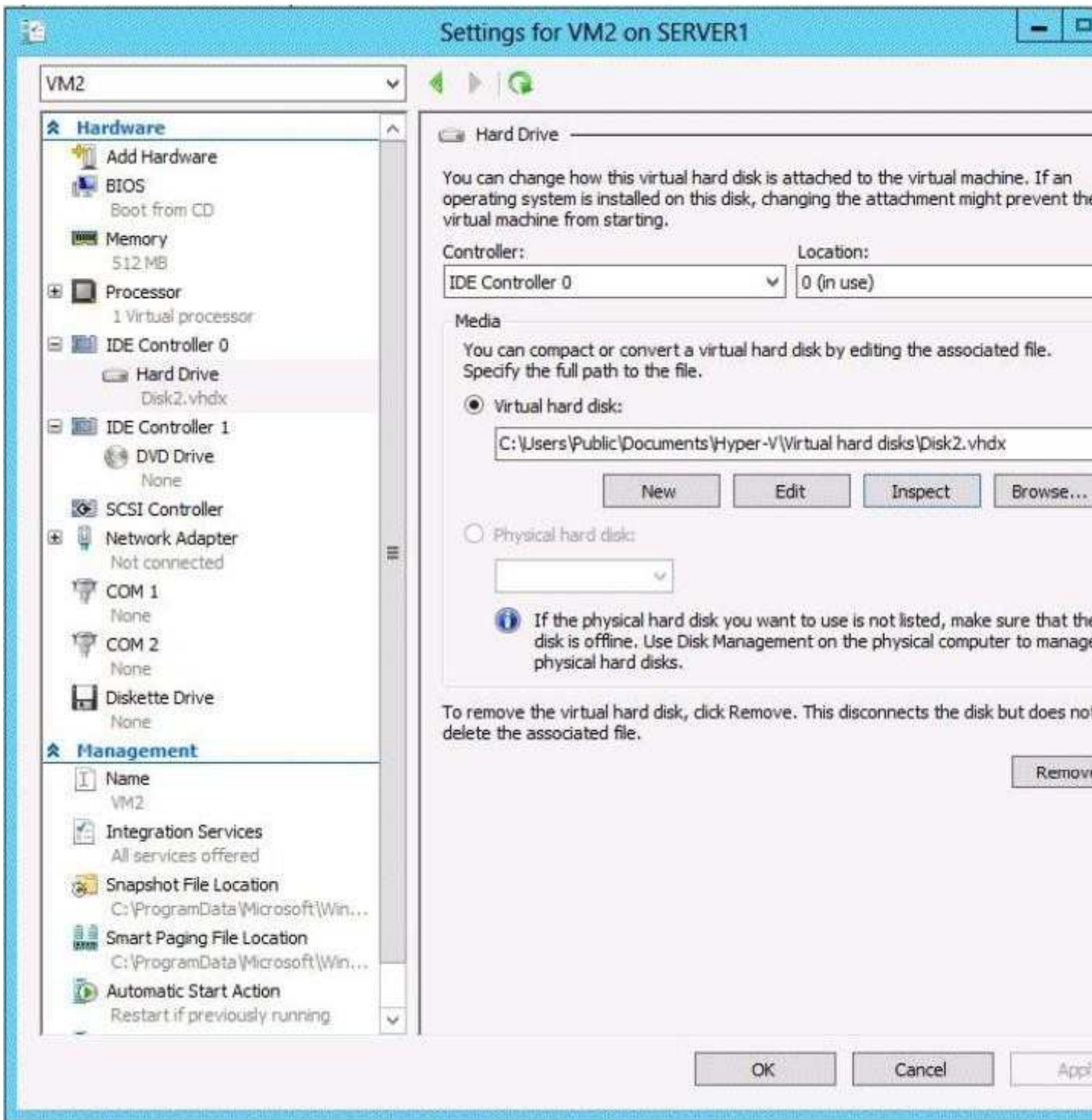
The settings for a virtual machine named VM2 are configured as shown in the VM2 exhibit. (Click the Exhibit button.)



The settings for Disk1.vhdx are configured as shown in the Disk1.vhdx exhibit. (Click the Exhibit button.)



The settings for Disk2.vhdx are configured as shown in the Disk2.vhdx exhibit. (Click the Exhibit button.)



Select Yes if the statement can be shown to be true based on the available information; otherwise select No. Each correct selection is worth one point.

Hot Area:

	Yes	No
You can compact Disk1.vhdx while VM2 is running.	<input type="radio"/>	<input type="radio"/>
You can compact Disk2.vhdx while VM2 is running.	<input type="radio"/>	<input type="radio"/>
You can convert Disk2.vhdx to a .vhd file while VM2 is running.	<input type="radio"/>	<input type="radio"/>

Correct Answer:

	Yes	No
You can compact Disk1.vhdx while VM2 is running.	<input type="radio"/>	<input checked="" type="radio"/>
You can compact Disk2.vhdx while VM2 is running.	<input type="radio"/>	<input checked="" type="radio"/>
You can convert Disk2.vhdx to a .vhd file while VM2 is running.	<input type="radio"/>	<input checked="" type="radio"/>

Section: (none)

Explanation

Explanation/Reference:

Explanation:

	Yes	No
You can compact Disk1.vhdx while VM2 is running.	<input type="radio"/>	<input checked="" type="radio"/>
You can compact Disk2.vhdx while VM2 is running.	<input type="radio"/>	<input checked="" type="radio"/>
You can convert Disk2.vhdx to a .vhd file while VM2 is running.	<input type="radio"/>	<input checked="" type="radio"/>

If you want to compact a differencing virtual hard disk or an undo disk, you must merge the changes to the parent disk and then compact the parent disk, if it is a dynamically expanding virtual hard disk. You can compact a dynamically expanding virtual hard disk. You cannot compact any other type of virtual hard disk. However, you can convert a fixed-size virtual hard disk to a dynamically expanding virtual hard disk and then compact the disk. If you want to compact a differencing virtual hard disk or an undo disk, you must merge the changes to the parent disk and then compact the parent disk, if it is a dynamically expanding virtual hard disk

References:

[http://technet.microsoft.com/en-us/library/cc708394\(v=ws.10\).aspx](http://technet.microsoft.com/en-us/library/cc708394(v=ws.10).aspx)

QUESTION 172

Your network contains an Active Directory domain named contoso.com. The network contains a DHCP server named DHCP1.

You add a new network segment to the network.

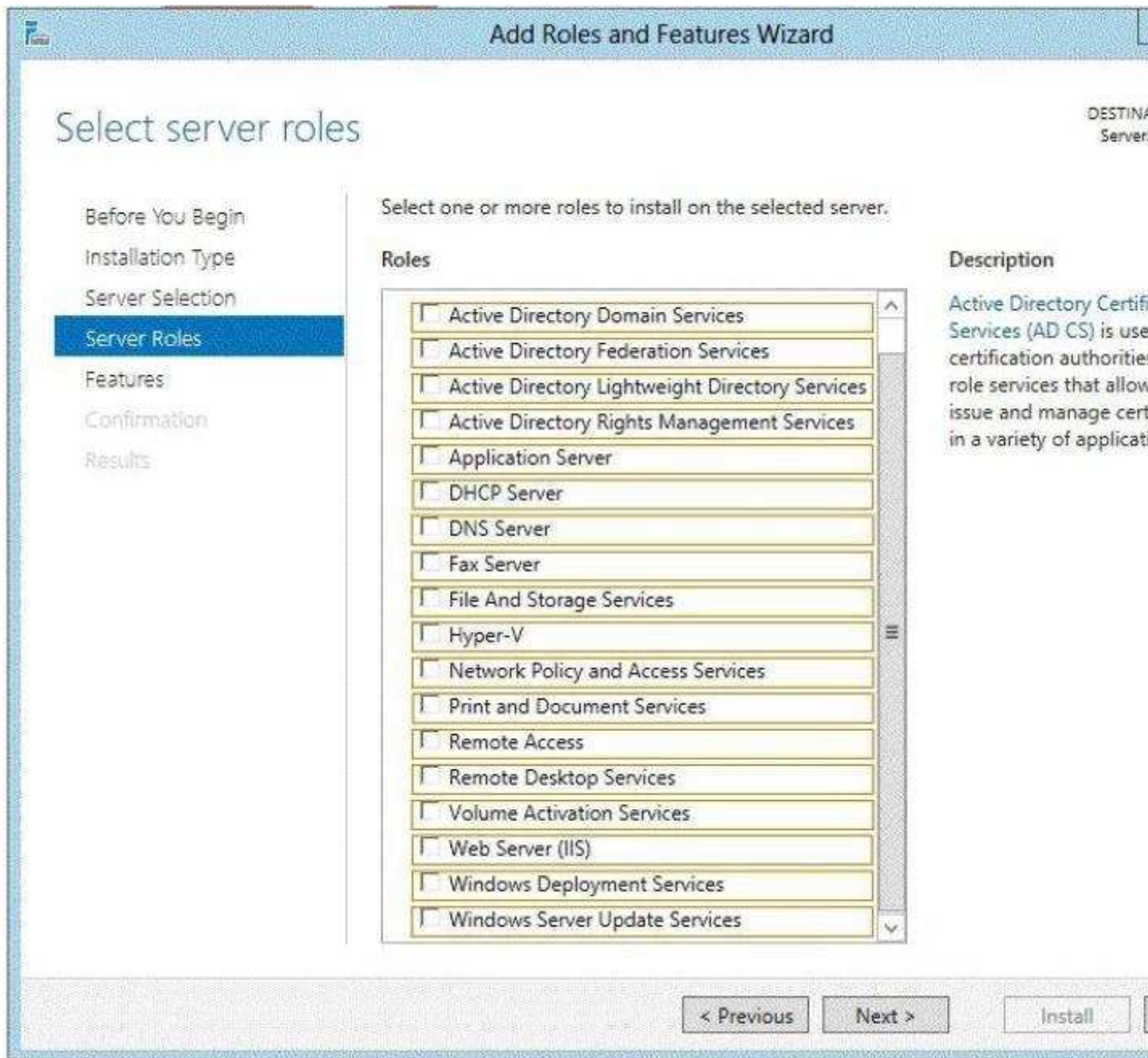
On the new network segment, you deploy a new server named Server1 that runs Windows Server 2012 R2.

You need to configure Server1 as a DHCP Relay Agent.

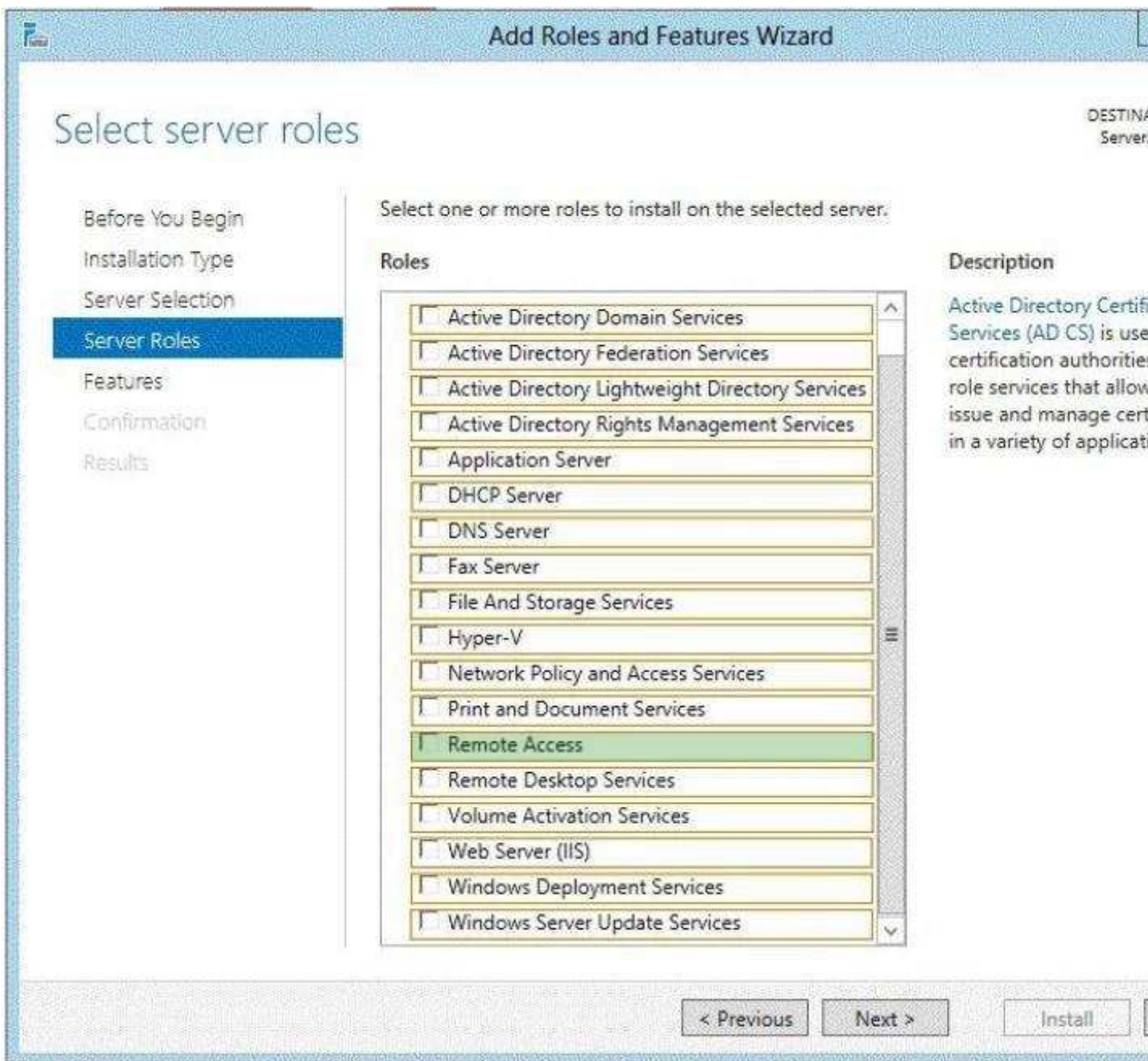
Which server role should you install on Server1?

To answer, select the appropriate role in the answer area.

Hot Area:



Correct Answer:



Section: (none)

Explanation

Explanation/Reference:

Explanation:

In Windows Server 2012 R2 the DirectAccess feature and the RRAS role service were combined into a new unified server role. This new Remote Access server role allows for centralized administration, configuration, and monitoring of both DirectAccess and VPN-based remote access services. Additionally, Windows Server 2012 R2 DirectAccess provided multiple updates and improvements to address deployment blockers and provide simplified management.

References:

<http://technet.microsoft.com/library/hh831416>

<http://technet.microsoft.com/en-us/library/cc732263.aspx>

QUESTION 173

You have a server named Server1. Server1 runs Windows Server 2012 R2 and has the Windows Deployment Services (WDS) server role installed.

You install the DHCP Server server role on Server1.

You need to ensure that Server1 can respond to DHCP clients and WDS clients.

What should you configure for the DHCP service and the WDS service?

To answer, configure the appropriate options in the answer area.

DHCP service:

WDS service:

Hot Area:

DHCP service:

- Enable Option 60 PXEClient.
- Enable Option 067 Bootfile name.
- Enable Option 082 Relay Agent Information.

WDS service:

- Enable the Do not listen on DHCP ports option.
- Disable the Do not listen on DHCP ports option.

Correct Answer:

DHCP service:

- Enable Option 60 PXEClient.
- Enable Option 067 Bootfile name.
- Enable Option 082 Relay Agent Information.

WDS service:

- Enable the Do not listen on DHCP ports option.
- Disable the Do not listen on DHCP ports option.

Section: (none)
Explanation

Explanation/Reference:

QUESTION 174

You have a server named Server1 that runs Windows Server 2012 R2.

You add a new internal SAS disk to Server1.

You need to ensure that the new disk is available to store files.

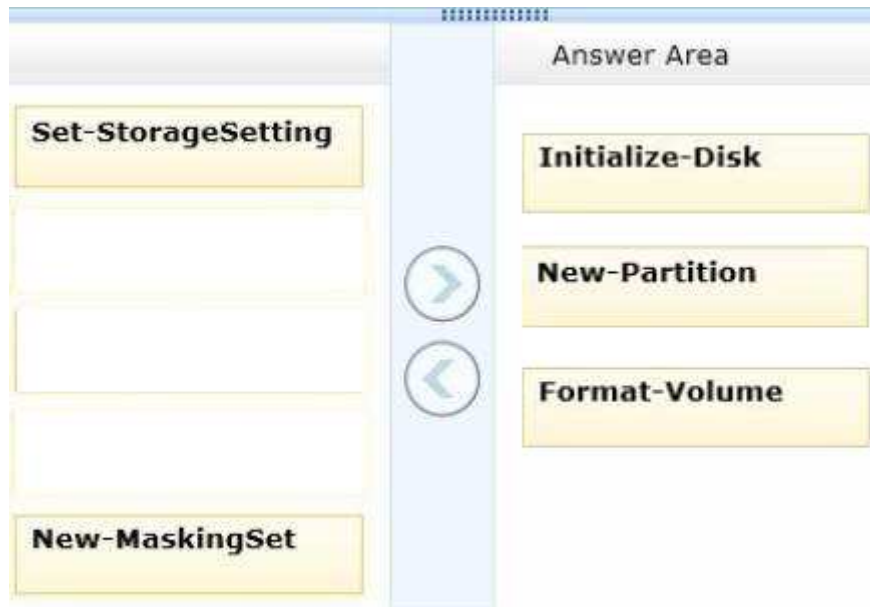
Which three cmdlets should you run in sequence?

To answer, move the appropriate three cmdlets from the list of cmdlets to the answer area and arrange them in the correct order.

Select and Place:



Correct Answer:



Section: (none)

Explanation

Explanation/Reference:

Explanation:

Box 1: Initialize-Disk

Box 2: New-Partition

Box 3: Format Volume

Note:

* The following script accomplishes these four tasks (listed below):

```
Initialize-Disk -PartitionStyle MBR -PassThru |
```

```
New-Partition -AssignDriveLetter -UseMaximumSize |
```

```
Format-Volume -FileSystem NTFS -NewFileSystemLabel "disk2" -Confirm:$false
```


* Use PowerShell to Initialize Raw Disks and to Partition and Format Volumes

With Windows PowerShell 3.0 in Windows 8 or Windows Server 2012, I can perform all of these operations via Windows PowerShell functions from the Storage module. The process is the same as I would do via the Disk Management tool. The steps are:

Get the disk that has a raw partition style.

Initialize the disk.

Partition the disk.

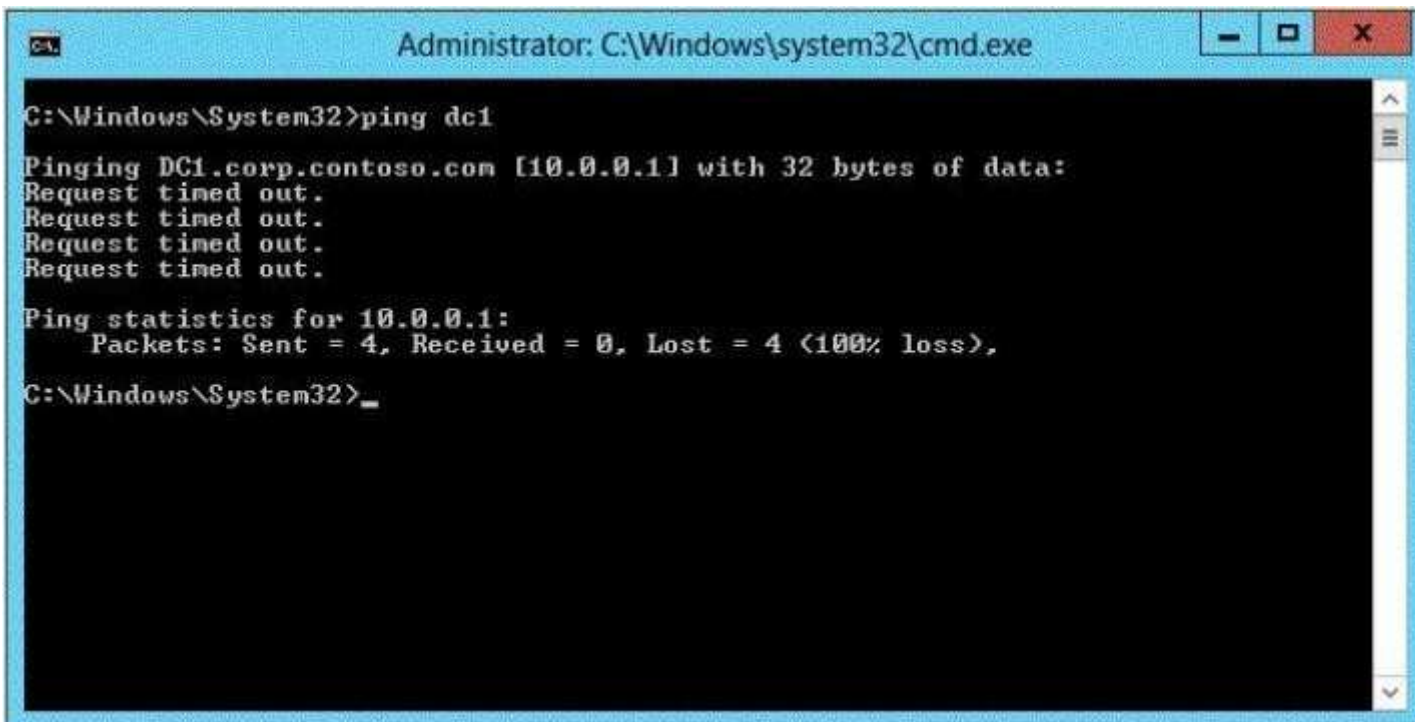
Format the volume.

* Serial Attached SCSI (SAS) is a point-to-point serial protocol that moves data to and from computer storage devices such as hard drives and tape drives. SAS replaces the older Parallel SCSI (Small Computer System Interface, pronounced "scuzzy"), bus technology that first appeared in the mid-1980s. SAS, like its predecessor, uses the standard SCSI command set. SAS offers backward compatibility with SATA, versions 2 and later. This allows for SATA drives to be connected to SAS backplanes. The reverse, connecting SAS drives to SATA backplanes, is not possible

QUESTION 175

Your network contains an Active Directory domain named corp.contoso.com. The domain contains a domain controller named DC1.

When you run ping dc1.corp.contoso.com, you receive the result as shown in the exhibit. (Click the Exhibit button.)



```
Administrator: C:\Windows\system32\cmd.exe
C:\Windows\System32>ping dc1
Pinging DC1.corp.contoso.com [10.0.0.1] with 32 bytes of data:
Request timed out.
Request timed out.
Request timed out.
Request timed out.

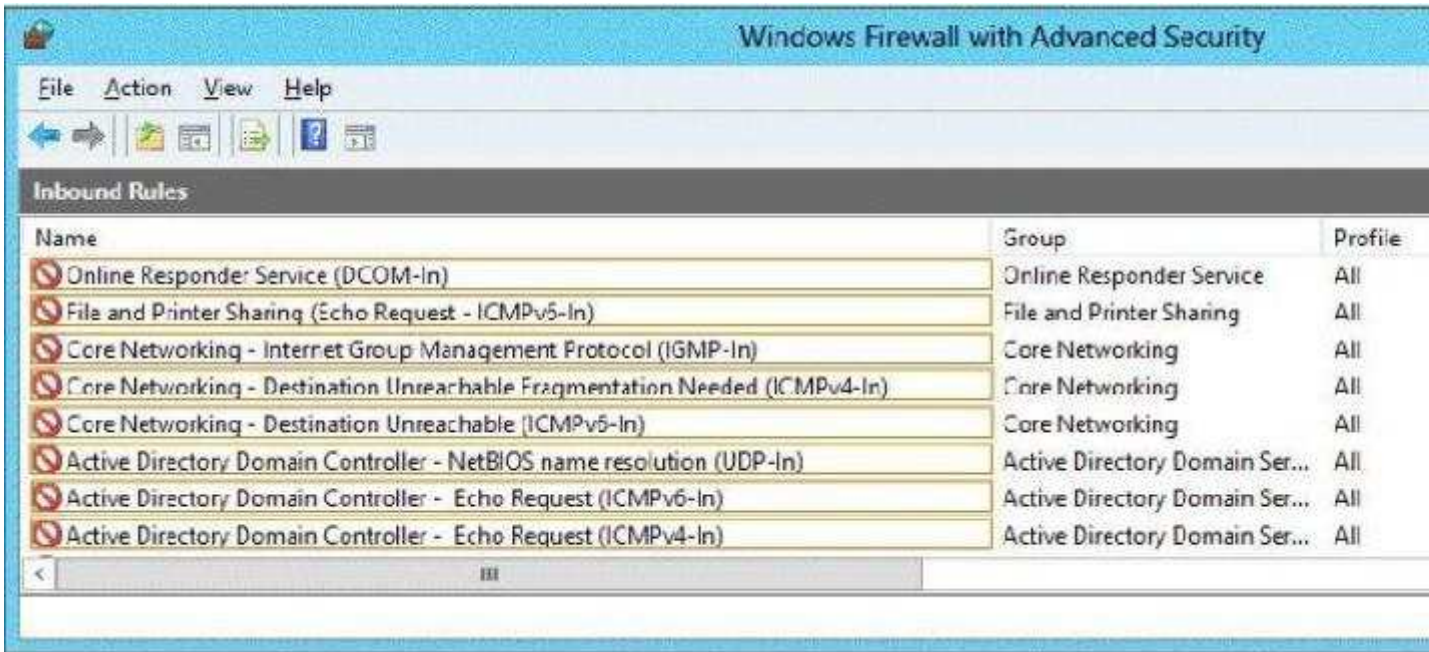
Ping statistics for 10.0.0.1:
    Packets: Sent = 4, Received = 0, Lost = 4 (100% loss),
C:\Windows\System32>_
```

You need to ensure that DC1 can respond to the Ping command.

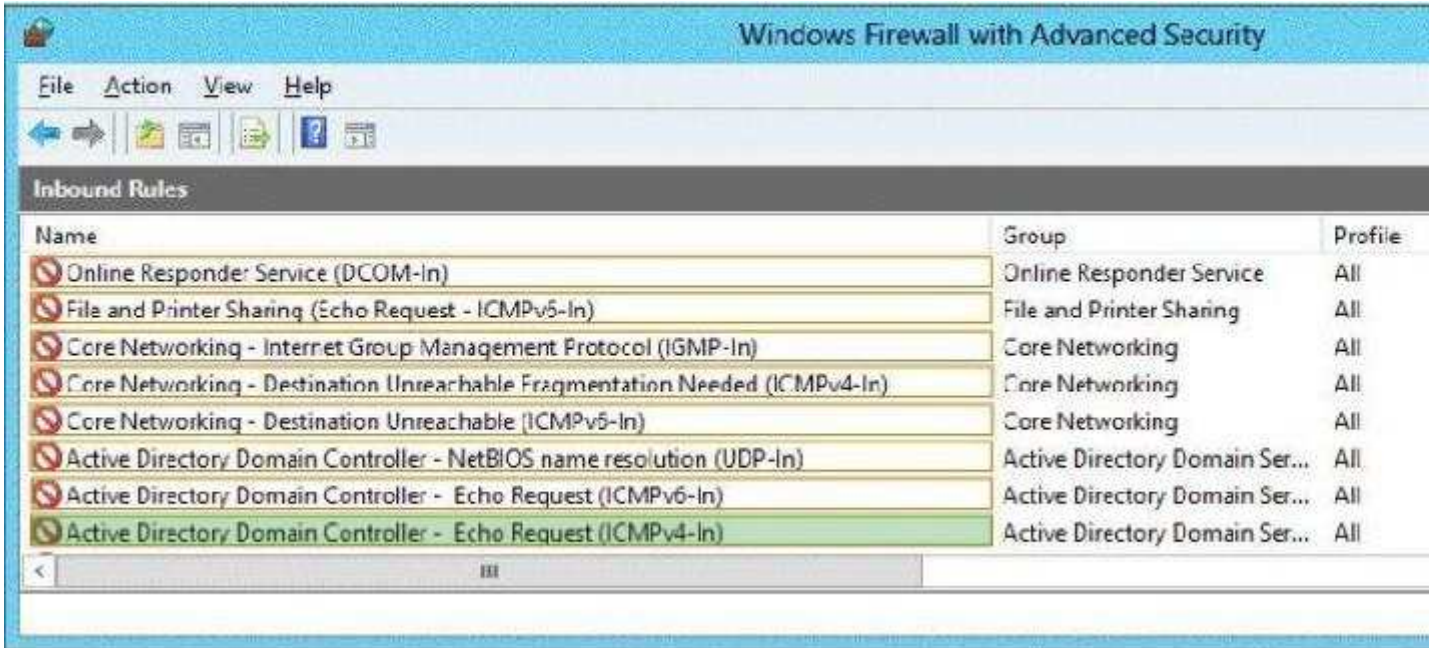
Which rule should you modify?

To answer, select the appropriate rule in the answer area.

Hot Area:



Correct Answer:



Section: (none)

Explanation

Explanation/Reference:

Explanation:

ICMP should have been enabled when ADDS was installed

References:

<http://social.technet.microsoft.com/wiki/contents/articles/16566.windows-active-directory-role-for-windows-servers.aspx>

QUESTION 176

Your network contains an Active Directory domain named contoso.com. All servers run Windows Server 2012 R2. All client computers run Windows 8.

The domain contains a security group named Group1.

You have a Group Policy object (GPO) named GP01. GPO1 is linked to the domain. You need to ensure that only the members of Group1 can run the applications shown in the following table.

Application name	Application file
App1	App1.com
App2	App2.js
App3	App3.appx

Which type of application control policy should you implement for each application? To answer, drag the appropriate rule types to the correct applications. Each rule type may be used once, more than once, or not at all. You may need to drag the split bar between panes or scroll to view content.

Select and Place:

Correct Answer:

Section: (none)

Explanation

Explanation/Reference:

QUESTION 177

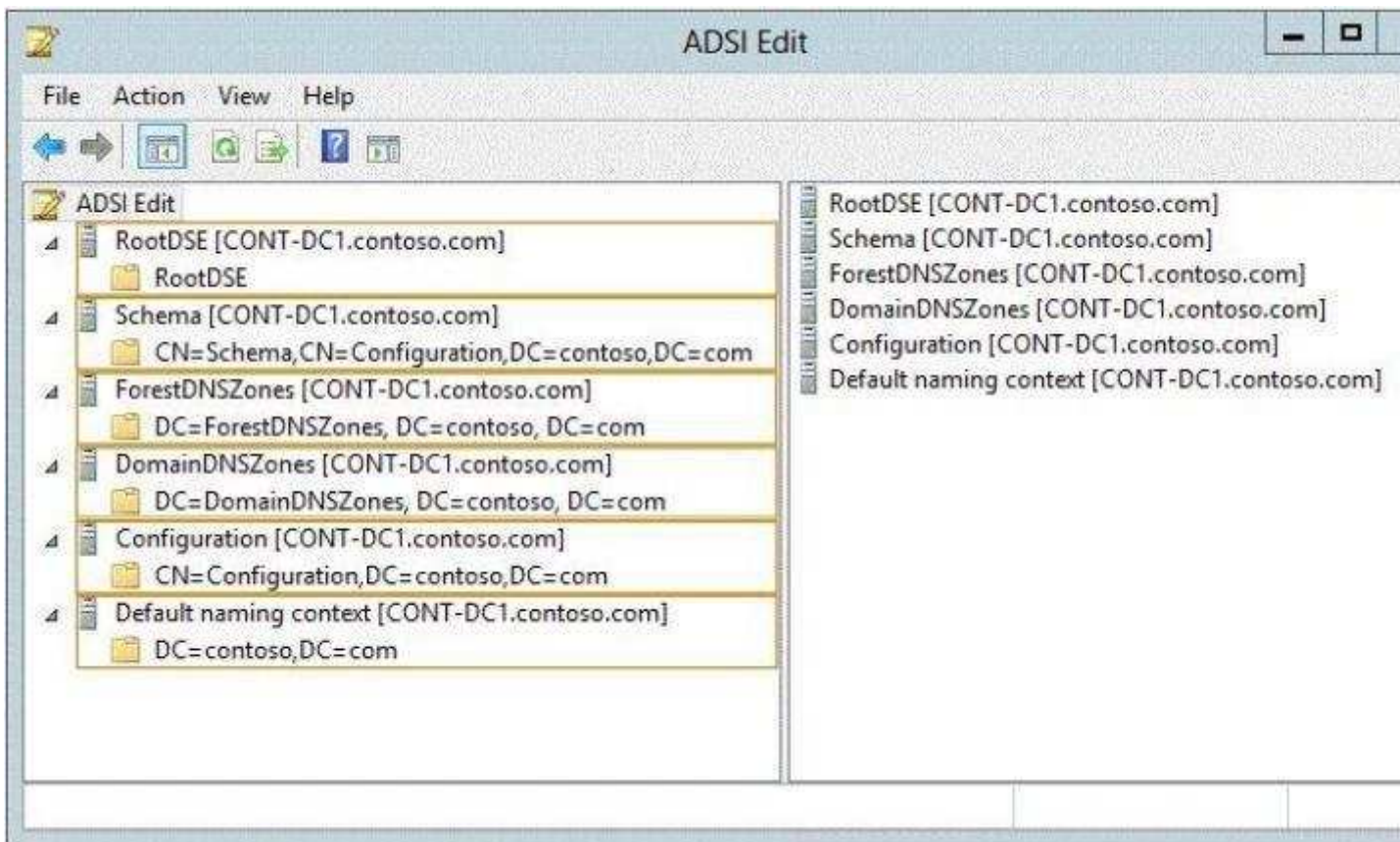
Your network contains an Active Directory domain named contoso.com.

You need to identify whether the Company attribute replicates to the global catalog.

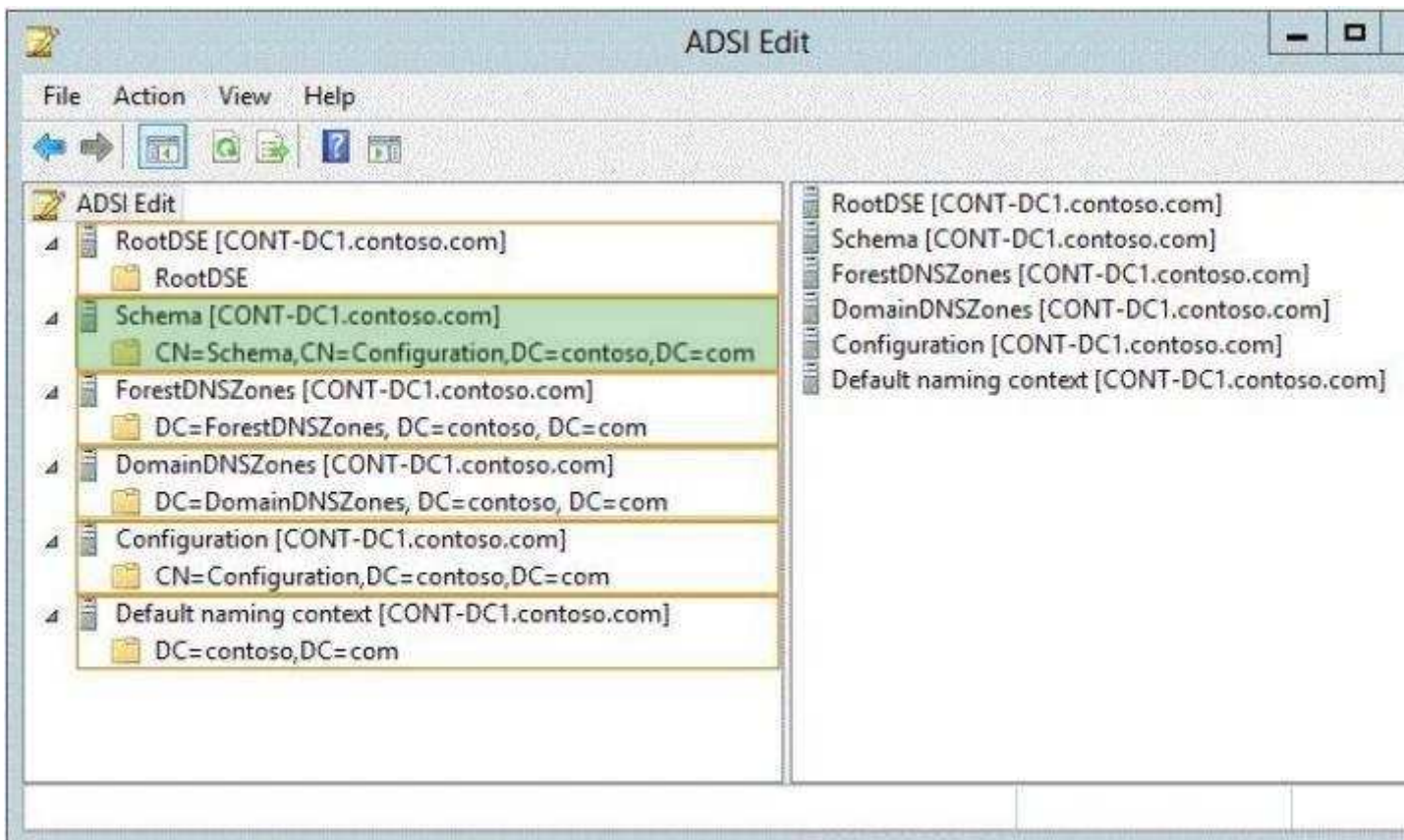
Which part of the Active Directory partition should you view?

To answer, select the appropriate Active Directory object in the answer area.

Hot Area:



Correct Answer:



Section: (none)
Explanation

Explanation/Reference:

Explanation:

An Active Directory Lightweight Directory Services (AD LDS) schema defines, using object classes and attributes, the types of objects and data that can be created and stored in an AD LDS directory. The schema can be extended with new classes and attributes, either by administrators or by the applications themselves. In addition, unneeded schema classes and attributes can be deactivated.

References:

<http://technet.microsoft.com/en-us/library/cc771975.aspx> <http://technet.microsoft.com/en-us/library/cc731547.aspx>

QUESTION 178

Your network contains an Active Directory domain named contoso.com. The domain contains a member server named Hyperv1 and a domain controller named DC1. Hyperv1 has the Hyper-V server role installed. DC1 is a virtual machine on Hyperv1.

Users report that the time on their client computer is incorrect.

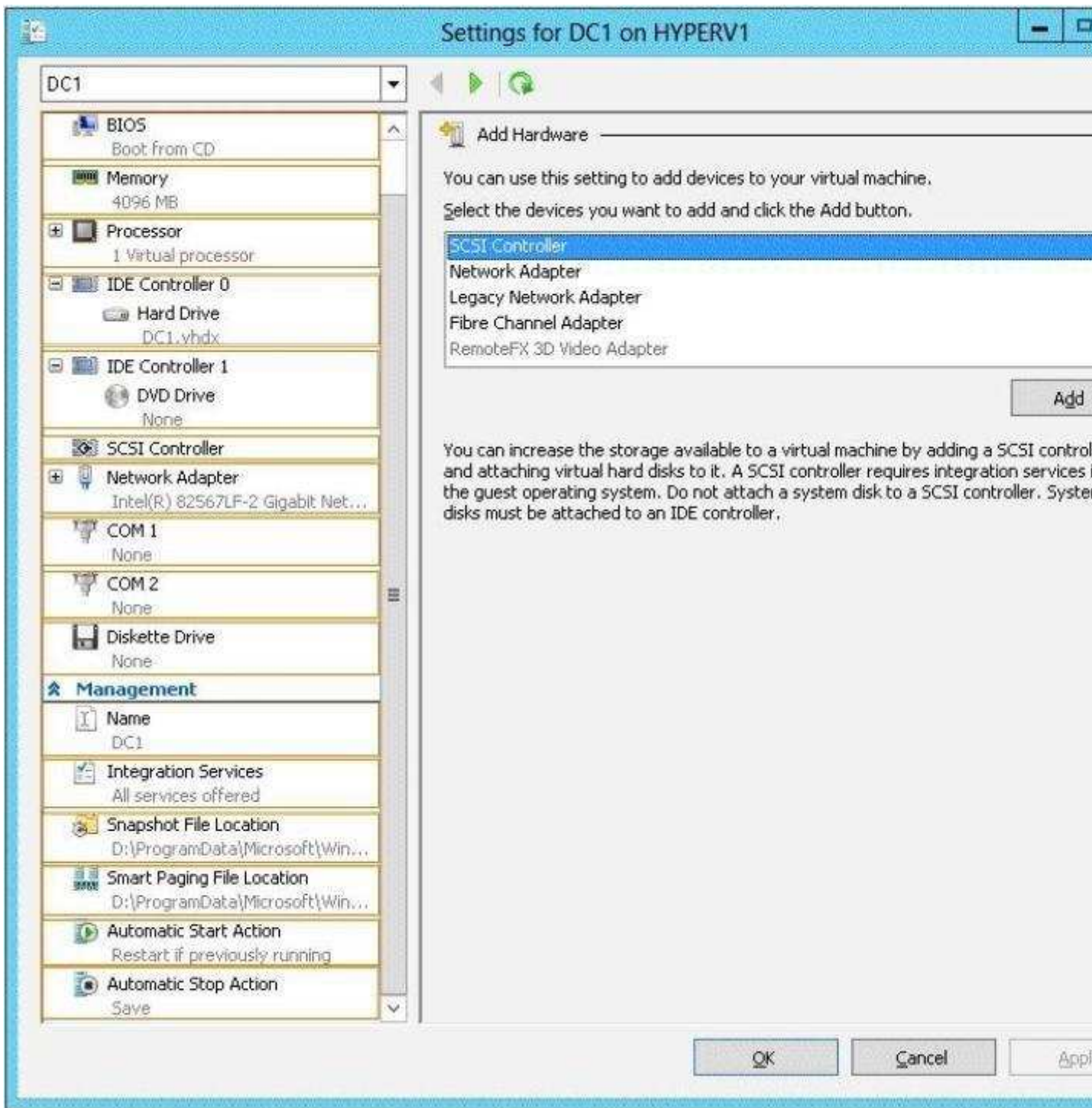
You log on to DC1 and verify that the time services are configured correctly.

You need to prevent time conflicts between the time provided by DC1 and other potential time sources.

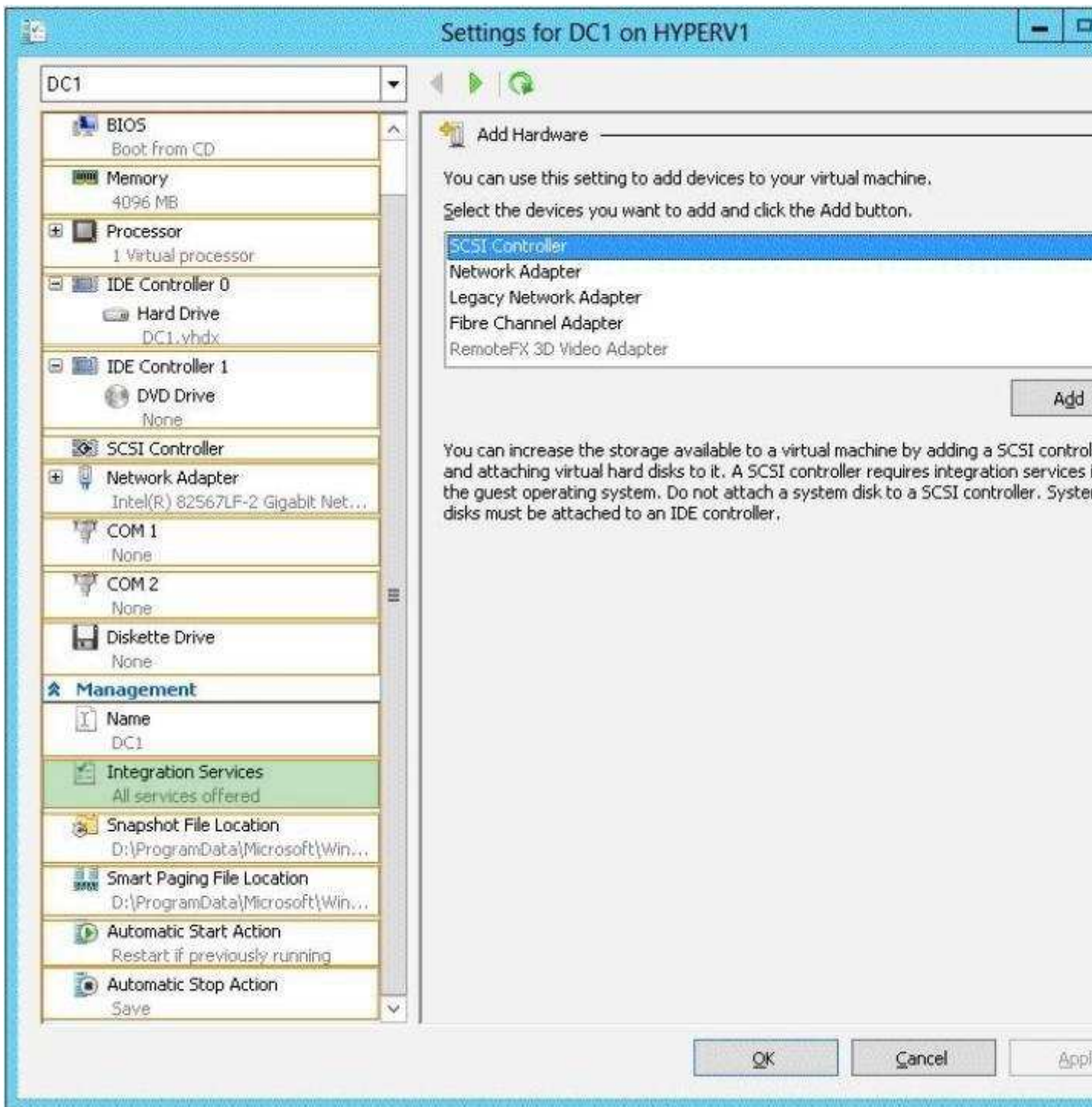
What should you configure?

To answer, select the appropriate object in the answer area.

Hot Area:



Correct Answer:



Section: (none)

Explanation

Explanation/Reference:

Explanation:

Hyper-V integration services are updated with a new service that allows Hyper-V administrators to copy files to the virtual machine while the virtual machine is running without using a network connection.

In previous versions of Hyper-V, a Hyper-V administrator may have needed to shut down a virtual machine to copy files to it. A new Hyper-V integration service has been added that allows the Hyper-V administrator to copy files to a running virtual machine without using a network connection. This will eliminate time conflicts.

References:

QUESTION 179

You have two servers that run Windows Server 2012 R2. The servers are configured as shown in the following table.

Server name	Domain name or workgroup	Network profile
Server1	Contoso.com	Domain
Server2	Workgroup	Public

You need to ensure that Server2 can be managed by using Server Manager from Server1.

In the table below, identify which actions must be performed on Server1 and Server2. Make only one selection in each row. Each correct selection is worth one point.

Hot Area:

	Server1	Server2
Modify the TrustedHosts list.	<input type="checkbox"/>	<input type="checkbox"/>
Set the network profile to Private.	<input type="checkbox"/>	<input type="checkbox"/>
Override the User Account Control (UAC) restrictions by using the LocalAccountTokenFilterPolicy registry entry.	<input type="checkbox"/>	<input type="checkbox"/>

Correct Answer:

	Server1	Server2
Modify the TrustedHosts list.	<input checked="" type="checkbox"/>	<input type="checkbox"/>
Set the network profile to Private.	<input type="checkbox"/>	<input checked="" type="checkbox"/>
Override the User Account Control (UAC) restrictions by using the LocalAccountTokenFilterPolicy registry entry.	<input type="checkbox"/>	<input checked="" type="checkbox"/>

Section: (none)

Explanation

Explanation/Reference:

Explanation:

On the computer that is running Server Manager, add the workgroup server name to the TrustedHosts list.

References:

<http://technet.microsoft.com/en-us/library/hh831453.aspx>

QUESTION 180

You have a file server named Server1 that runs Windows Server 2012 R2. Server1 contains a folder named Folder1.

Group name	Folder permission	Share permission
Group1	Read and Write	Full Control
Group2	Read	Read
Group3	Read & Execute	Change

A user named User1 is a member of Group1 and Group2. A user named User2 is a member of Group2 and Group3.

You need to identify which actions the users can perform when they access the files in Share1.

What should you identify?

To answer, select the appropriate actions for each user in the answer area.

Hot Area:

Actions	User1	User2
Read the files.	<input type="checkbox"/>	<input type="checkbox"/>
Edit the contents of the files.	<input type="checkbox"/>	<input type="checkbox"/>
Delete files created by other users.	<input type="checkbox"/>	<input type="checkbox"/>
Modify the permissions on the files.	<input type="checkbox"/>	<input type="checkbox"/>
Run executable files.	<input type="checkbox"/>	<input type="checkbox"/>

Correct Answer:

Actions	User1	User2
Read the files.	<input checked="" type="checkbox"/>	<input checked="" type="checkbox"/>
Edit the contents of the files.	<input checked="" type="checkbox"/>	<input type="checkbox"/>
Delete files created by other users.	<input type="checkbox"/>	<input type="checkbox"/>
Modify the permissions on the files.	<input checked="" type="checkbox"/>	<input type="checkbox"/>
Run executable files.	<input type="checkbox"/>	<input checked="" type="checkbox"/>

Section: (none)

Explanation

Explanation/Reference:

Explanation:

User 1:

- Read the files
- Edit the contents of the files
- Delete files created by other users
- Modify the permissions on the files
- Execute executable files

User 2:

- Read the files
- Edit the contents of the files

Explanation:

Share permissions apply to users who connect to a shared folder over the network. Group membership of User1 means that he has Full control permission and User2 only has Read and change permission.

References:

<http://technet.microsoft.com/en-us/library/cc754178.aspx>

Exam Ref 70-410: Installing and configuring Windows Server 2012 R2, Chapter 2: Configure server roles and features, Objective 2.1: Configure file and share access, p. 75-80

QUESTION 181

Your network contains an Active Directory domain named contoso.com. The domain contains servers named Server1 and Server2 that run Windows Server 2012 R2.

You create a windows PowerShell script named Script1.ps1 that contains the following configuration:

```

Configuration ConfigGroup1
{
  Node "Server1"
  {
    Group Group1
    {
      Ensure = "Present"
      Name = "Group1"
      Members = "User1"
    }
  }
}
ConfigGroup1

```

You need to apply the configuration to Server1. The solution must ensure that the configuration on Server1 can be updated by modifying a MOF file on Server2.

Which actions should you perform on each server?

To answer, select the appropriate server on which to perform each action in the answer area.

Answer Area

From the Windows PowerShell command prompt, run Script1.ps1.

From the Windows PowerShell command prompt, run the Set-DscLocalConfigurationManager cmdlet.

Install the Windows PowerShell Desired State Configuration Service.

Hot Area:

Answer Area

From the Windows PowerShell command prompt, run Script1.ps1.
 Server1
 Server2

From the Windows PowerShell command prompt, run the Set-DscLocalConfigurationManager cmdlet.
 Server1
 Server2

Install the Windows PowerShell Desired State Configuration Service.
 Server1
 Server2

Correct Answer:

Answer Area

From the Windows PowerShell command prompt, run Script1.ps1.

Server1
Server2

From the Windows PowerShell command prompt, run the Set-DscLocalConfigurationManager cmdlet.

Server1
Server2

Install the Windows PowerShell Desired State Configuration Service.

Server1
Server2

Section: (none)

Explanation

Explanation/Reference:

Explanation:

Answer Area

From the Windows PowerShell command prompt, run Script1.ps1.

Server1
Server2

From the Windows PowerShell command prompt, run the Set-DscLocalConfigurationManager cmdlet.

Server1
Server2

Install the Windows PowerShell Desired State Configuration Service.

Server1
Server2

QUESTION 182

Your network contains an Active Directory domain named contoso.com. The domain contains 25 servers. All servers run Windows Server 2012 R2.

You need to create a Windows Firewall rule to prevent administrators from using Internet Explorer to access the Internet while they are logged on interactively to the servers. The solution must not prevent administrators from accessing websites on the internal network.

How should you configure the rule?

To answer, select the appropriate options in the answer area.

Answer Area

Rule direction:

Rule type:

Profile:

Hot Area:

Answer Area

Rule direction:

Rule type:

Profile:

Correct Answer:

Answer Area

Rule direction:

Rule type:

Profile:

Section: (none)
Explanation

Explanation/Reference:

Explanation:

Answer Area

Rule direction:
Inbound
Outbound

Rule type:
Port
Program

Profile:
Domain
Private
Public

QUESTION 183

Your network contains an Active Directory domain named contoso.com. The domain contains a print server named Print1 that runs Windows Server 2012 R2.

Print1 has 50 shared printers. Each printer is listed in Active Directory.

From Active Directory Users and Computers, you browse to Print1 and you discover that the 50 printers are not visible.

You need to ensure that you can view the printer objects in Active Directory Users and Computers.

Which option should you select? To answer, select the appropriate option in the answer area.

Hot Area:



Correct Answer:



Section: (none)

Explanation

Explanation/Reference:

Explanation:

In the Active Directory Users and Computers snap-in you should navigate to the Users, Contacts, Groups, and Computers as containers tab if you want to view printer objects that are shared.

References:

Exam Ref 70-410: Installing and Configuring Windows Server 2012 R2, Chapter 5: Active Directory Administration, Lesson 1: Administering Active Directory objects using ADAC, p.

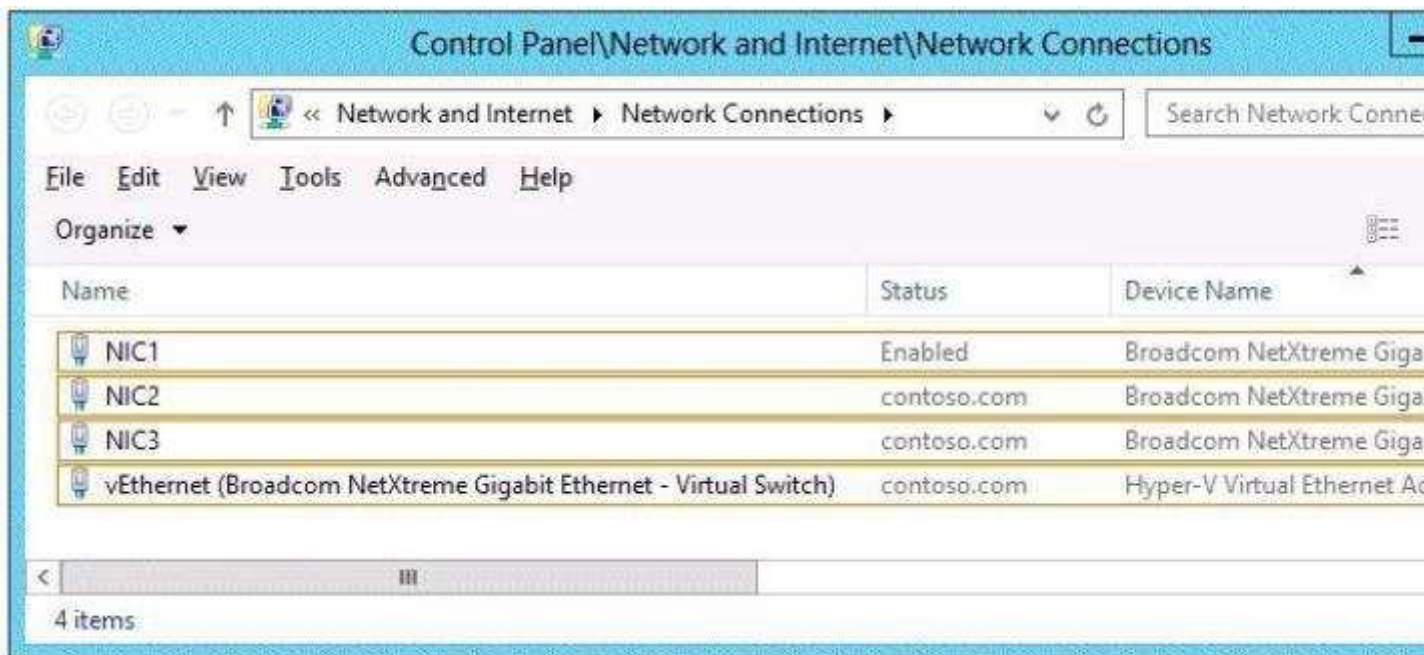
QUESTION 184

You have a server named Server1 that runs Windows Server 2012 R2. Server1 has the Hyper-V server role installed.

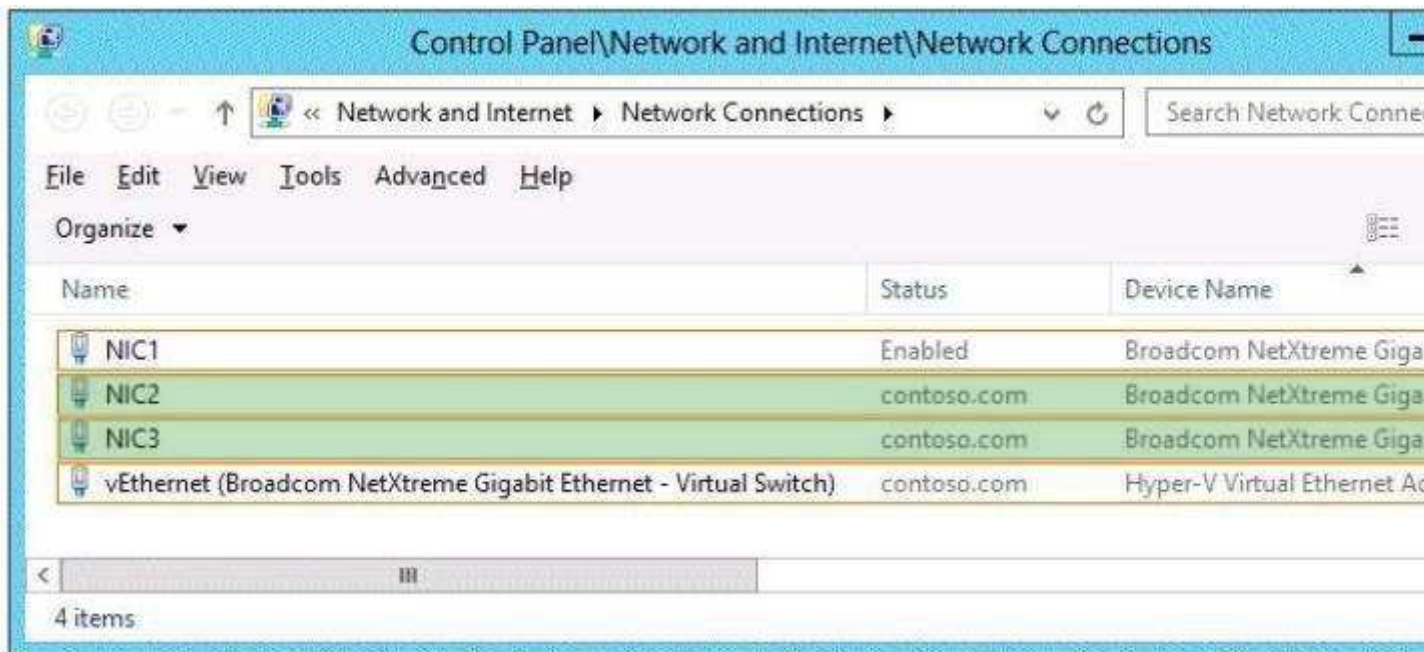
You need to implement NIC teaming on Server1.

Which two network connections should you include on the NIC team? (To answer, select the two appropriate network connections in the answer area.)

Hot Area:



Correct Answer:



Section: (none)

Explanation

Explanation/Reference:

Explanation:

NIC Teaming requires the presence of a single Ethernet network adapter, which can be used for separating traffic that is using VLANs. All modes that provide fault protection through failover require at least two Ethernet network adapters. NIC1 is already enabled, thus you should include NIC2 and NIC3.

References:

<http://technet.microsoft.com/en-us/library/hh831648.aspx>

QUESTION 185

You are configuring a test network. The test network contains a subnet named LAN1. LAN1 uses the network ID of 10.10.1.0/27.

You plan to add a new subnet named LAN2 to the test network.

LAN1 and LAN2 will be connected by a router.

You need to identify a valid network ID for LAN2 that meets the following requirements:

- Ensures that hosts on LAN2 can communicate with hosts on LAN1.
- Supports at least 100 IPv4 hosts.
- Uses only private IP addresses.

Which network ID should you use?

To answer, drag the appropriate network ID and subnet mask to the correct location in the answer area.

Select and Place:

Network IDs	Answer Area
10.10.1.0	Network ID
10.10.1.16	Subnet mask
10.10.1.128	
10.10.1.192	
Subnet Masks	
255.255.0.0	
255.255.255.0	
255.255.255.128	
255.255.255.192	

Correct Answer:

Network IDs	Answer Area	
10.10.1.0	10.10.1.128	255.255.255.128
10.10.1.16		
10.10.1.192		
Subnet Masks		
255.255.0.0		
255.255.255.0		
255.255.255.192		

Section: (none)

Explanation

Explanation/Reference:

Explanation:

The Subnet Mask specifies which bits of the IP address identify the host system and which bits identify the network where the host system resides.

CIDR prefix-length	Dotted-Decimal	# Individual Addresses	# of Classful Networks
/13	255.248.0.0	512 K	8 Bs or 2048 Cs
/14	255.252.0.0	256 K	4 Bs or 1024 Cs
/15	255.254.0.0	128 K	2 Bs or 512 Cs
/16	255.255.0.0	64 K	1 B or 256 Cs
/17	255.255.128.0	32 K	128 Cs
/18	255.255.192.0	16 K	64 Cs
/19	255.255.224.0	8 K	32 Cs
/20	255.255.240.0	4 K	16 Cs
/21	255.255.248.0	2 K	8 Cs
/22	255.255.252.0	1 K	4 Cs
/23	255.255.254.0	512	2 Cs
/24	255.255.255.0	256	1 C
/25	255.255.255.128	128	1/2 C
/26	255.255.255.192	64	1/4 C
/27	255.255.255.224	32	1/8 C

References:

Exam Ref: 70-410: Installing and Configuring Windows Server 2012 R2, Chapter4: Deploying and configuring core network services, Objective 4.1: Configure IPv4 and IPv6 addressing, p.192, 196

QUESTION 186

You have a Hyper-V host named Host1.Host1 contains two virtual machines named VM1 and VM2.VM1 is configured as a print server.VM1 runs Windows Server 2008 R2.VM2 is configured as a file server.VM2 runs Windows Server 2012 R2.

You need to migrate all of the printers on VM1 to VM2.

Which actions should you perform on the virtual machines? To answer, drag the appropriate action to the correct servers in the answer area. Each action may be used once, more than once, or not at all. You may need to drag the split bar between panes or scroll to view content.

Select and Place:

Actions	Answer Area
Run smigdeploy.exe .	VM1 Action
Run printbrm.exe -p all:org .	<hr data-bbox="790 593 1576 595"/> VM2 Action
Install the Print and Document Services role.	Action
Install the Windows Server Migration Tools feature.	
From the Print Management console, import the printers.	
From the Print Management console, export the printers.	

Correct Answer:

Actions	Answer Area
Run smigdeploy.exe.	VM1 From the Print Management console, export the printers.
Run printbrm.exe -p all:org.	VM2 Install the Print and Document Services role.
Install the Windows Server Migration Tools feature.	From the Print Management console, import the printers.

Section: (none)

Explanation

Explanation/Reference:

Note:

On VM1 we export the printers. On VM2 we first install the Print and Document Services role, and then import the printers.

You must install the Print and Document Services role on the destination server before you begin the migration process

Reference: Migrate Print and Document Services to Windows Server 2012

QUESTION 187

You have a server that runs Windows Server 2012 R2.

You need to create a volume that will remain online if two disks in the volume fail. The solution must minimize the number of disks used to create the volume.

Which three actions should you perform in sequence? (To answer, move the appropriate three actions from the list of actions to the answer area and arrange them in the correct order.)

Select and Place:

Actions
Add five physical disks.
Create a storage space and set the disk allocation of one of the disks to Hot Spare .
Create a virtual disk.
Create a storage space by using the default disk allocation.
Add three physical disks.

Answer Area

Correct Answer:

Actions
Create a storage space and set the disk allocation of one of the disks to Hot Spare .
Add three physical disks.

Answer Area
Add five physical disks.
Create a virtual disk.
Create a storage space by using the default disk allocation.

Section: (none)

Explanation

Explanation/Reference:

Explanation:

Box 1: Add five physical disks.

Box 2: Create a virtual disk.

Box 3: Create a storage space by using the default disk allocation.

Windows Server 2012 R2 R2 introduces a parallelized repair process, where the remaining healthy disks move around and take responsibility for the slabs of data that were stored on the failed disk. It is extremely quick because all disks in the storage space are involved. The recommendation is that instead of using hot spares, you instead use the disks that are spare but active capacity in the storage space, that can be availed of by the parallelized repair process. This will both offer more IOPS to normal production storage

activity and leave your business less vulnerable during a repair process

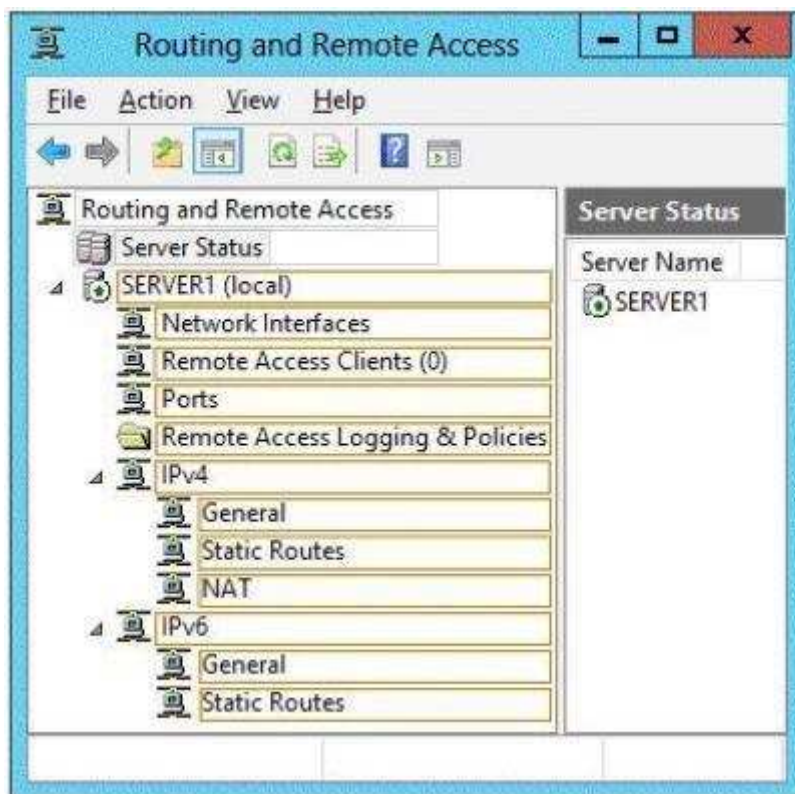
QUESTION 188

You have a server named Server 1. Server1 runs Windows Server 2012 R2.

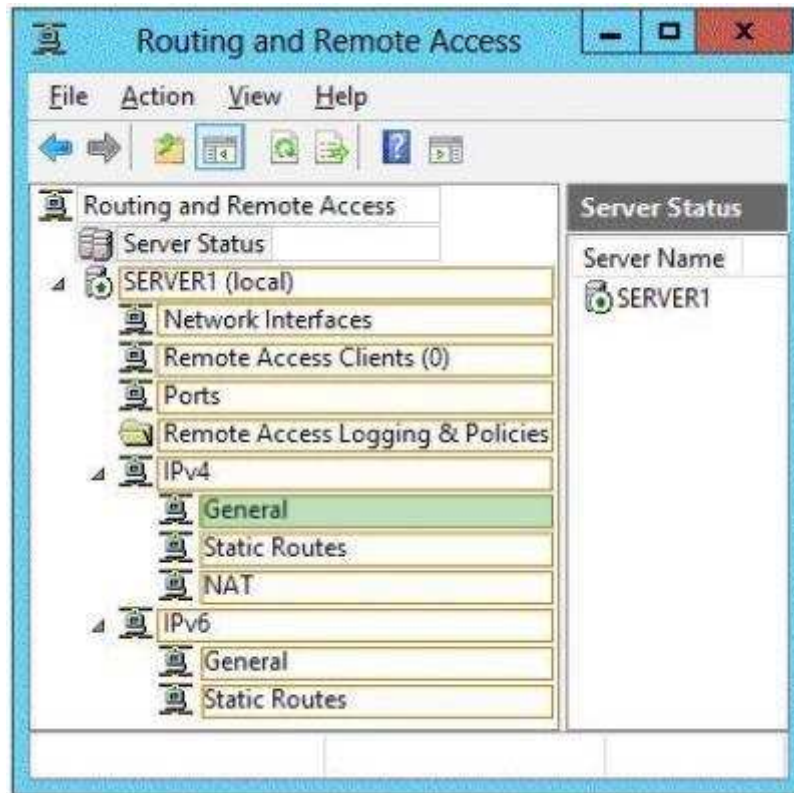
Server1 has two network adapters and is located in a perimeter network. You need to install a DHCP Relay Agent on Server1.

Which node should you use to add the DHCP Relay Agent? To answer, select the appropriate node in the answer area.

Hot Area:



Correct Answer:



Section: (none)

Explanation

Explanation/Reference:

Expand the IPv4 node. Then, right-click the **General** node and, in the shortcut menu, select New Routing Protocol. The New Routing Protocol dialog box appears.

Select DHCP Relay Agent and click OK. A DHCP Relay Agent node appears, subordinate to the IPv4 node. Right-click the DHCP Relay Agent node and, on the shortcut menu, select New Interface. The New Interface For DHCP Relay Agent dialog box appears. THEN you can add a relay agent.

References:

Exam Ref 70-410: Installing and Configuring Windows Server 2012 R2, Chapter 4: Deploying and configuring core network services, p. 220

QUESTION 189

Your network contains one Active Directory domain named contoso.com. The domain contains 10 domain controllers and a readonly domain controller (RODC) named RODC01. You have a domain controller named DC5 that has the Server Graphical Shell disabled. You create an organizational unit (OU) named OU1. From DC5, you need to create 50 new users accounts in OU1. What tool should you use?

- A. The ntdsutil command.
- B. The SetADDomain cmdlet
- C. The InstallADDSDomain cmdlet
- D. The dsadd command.
- E. The dsamain command.
- F. The dsadmin command.
- G. The net user command.
- H. The Set ADForest cmdlet.

Correct Answer: D

Section: (none)

Explanation

Explanation/Reference:

Dsadd is a command-line tool that is built into Windows Server 2012R2. It is available if you have the Active Directory Domain Services (AD DS) server role installed. To use dsadd, you must run the dsadd command from an elevated command prompt. To open an elevated command prompt, click Start, right-click Command Prompt, and then click Run as administrator

dsadd user:

<https://technet.microsoft.com/en-us/library/cc731279.aspx>

QUESTION 190

Your network contains one Active Directory domain named contoso.com. The domain contains 10 domain controllers and a readonly domain controller (RODC) named RODC01. The domain contains an administrator account named Admin1. You need to prevent Admin1 from creating more than 100 objects in the domain partition. Which tool should you use?

- A. The ntdsutil command
- B. The SetADDomain cmdlet
- C. The InstallADDSDomain cmdlet
- D. The dsadd command
- E. The dsamain command
- F. The dsmsgmt command
- G. The net user command
- H. The Set ADForest cmdlet

Correct Answer: D

Section: (none)

Explanation

Explanation/Reference:

Dsadd is a command-line tool that is built into Windows Server 2012R2. It is available if you have the Active Directory Domain Services (AD DS) server role installed. To use dsadd, you must run the dsadd command from an elevated command prompt. To open an elevated command prompt, click Start, right-click Command Prompt, and then click Run as administrator

dsadd quota:

<https://technet.microsoft.com/en-us/library/cc754339.aspx>

QUESTION 191

Your network contains one Active Directory domain named contoso.com. The domain contains 10 domain controllers and a readonly domain controller (RODC) named RODC01. You plan to replace a domain controller named DC1. DC1 has the schema operations master role. You need to transfer the schema master role to another domain controller named DC10 before you remove Active Directory from DC1. Which tool should you use?

- A. The ntdsutil command
- B. The SetADDomain cmdlet
- C. The InstallADDSDomain cmdlet
- D. The dsadd command
- E. The dsamain command
- F. The dsmsgmt command
- G. The net user command
- H. The Set ADForest cmdlet

Correct Answer: A

Section: (none)

Explanation

Explanation/Reference:

With the graphical interface you can just do this by adding the Schema snap-in into the MMC console. Or use NTDSUtil from a command line:

<https://technet.microsoft.com/en-us/library/199cebb9-967c-4307-a9d7-1c0bb50dc75b>

QUESTION 192

Your network contains one Active Directory domain named contoso.com. The domain contains 10 domain controllers and a readonly domain controller (RODC) named RODC01. You need to ensure that when administrators create users in contoso.com, the default user principal name (UPN) suffix is litwareinc.com. Which cmdlet should you use?

- A. The ntdsutil command
- B. The SetADDomain cmdlet
- C. The InstallADDSDomain cmdlet
- D. The dsadd command
- E. The dsomain command
- F. The dsmgmt command
- G. The net user command
- H. The Set ADForest cmdlet

Correct Answer: H

Section: (none)

Explanation

Explanation/Reference:

Since there is only one domain you specify the default UPN suffix with Set ADforest. With dsadd you can create users but you have to specify the upn suffix so that means it is not the default.

[https://technet.microsoft.com/en-us/library/hh852284\(v=wps.630\).aspx](https://technet.microsoft.com/en-us/library/hh852284(v=wps.630).aspx)

QUESTION 193

All client computers run Windows 8. All client computers receive updates from Server2. On Server3, you add a shared printer named Printer1 .Printer 1 uses a Type 4 driver that is not included in the Windows 8 installation media.You need to ensure that when users connect to the printer for the first time,the printer driver is installed automatically on their computer. What should you do?

- A. From the Windows Deployment Services console on Server1,add driver package for Printer 1.
- B. From the Update Services console on Server2,import and approve updates.
- C. From Windows Powershell on Server3,run the Add PrinterDriver cmdlet.
- D. From the Print Management console on Server3,add additional drivers for Printer1.

Correct Answer: D

Section: (none)

Explanation

Explanation/Reference:

Answer C is incorrect, with that command you just install the printer driver on the (Print) Server. Answer D is correct. With the Print Management Console you are able to add drivers for Client Printing.

<https://technet.microsoft.com/en-us/library/cc732946.aspx>

QUESTION 194

Your network contains an Active Directory domain named contoso.com.An organizational unit named OU1 contains the user accounts and the computer accounts for laptops and desktops computers.A Group policy object named GP1 is linked to OU1.You need to ensure that the configuration settings in GP1 are applied

only to the laptops in OU1. The solution must ensure that GP1 is applied automatically to new laptops that are added to OU1. What should you do?

- A. Modify the GPO status of GP1
- B. Configure the WMI Filter of GP1
- C. Modify the security settings of GP1
- D. Modify the security settings of OU1

Correct Answer: B

Section: (none)

Explanation

Explanation/Reference:

<https://technet.microsoft.com/en-us/library/jj717288.aspx>

QUESTION 195

You have a server named Server1 that runs Windows Server 2012 R2. You configure IPSec rules for connections to Server1. On Server1, you plan to create an inbound firewall rule that contains the following settings:

- Allows inbound connections to an application named App1.exe
- Applies to the domain profile
- Overrides any block rules

You need to identify the minimum information required to create the rule.

Which two pieces of information should you identify? Each correct answer presents part of the solution.

- A. The list of Active Directory users who are authorized to use the application.
- B. The list of computers that are authorized to use the application.
- C. The hash of the application.
- D. The local path of the application
- E. The name of the IPSec policies that apply to Server1

Correct Answer: BD

Section: (none)

Explanation

Explanation/Reference:

Creating a rule on the firewall with the given parameters will ask for the program path and, in this case with IPSec, it will need a list of computers that are allowed to start the application. You can also configure users but for IPSec is only the list of computers mandatory, together with the program (local) path.

QUESTION 196

You have a server named Server1 that runs Windows Server 2012 R2. Server1 has the HyperV server role installed. An iSCSI SAN is available on the network. Server1 hosts four virtual machines named VM1, VM2, VM3, and VM4.

You create a LUN on the SAN to host the virtual hard drive files for the virtual machines. You need to create a 3TB virtual hard disk for VM1 on the LUN. The solution must prevent VM1 from being paused if the LUN runs out of disk space. Which type of virtual hard disk should you create on the LUN?

- A. Dynamically expanding VHDX
- B. Fixedsize VHDX
- C. Fixedsize VHD
- D. Dynamically expanding VHD

Correct Answer: B

Section: (none)

Explanation

Explanation/Reference:

The maximum size of VHD is 2GB so it has to be a VHDX. To prevent the VM from pausing while running out of disk space you need to specify the VHDX as fixedsize.

QUESTION 197

Your network contains one Active Directory domain named contoso.com. The domain contains 10 domain controllers and a readonly domain controller (RODC) named RODC01.

You need to add an RODC to the domain by using the Install From Media (IFM) option.

Which tool should you use to create the media?

- A. The ntdsutil command.
- B. The SetADDomain cmdlet.
- C. The InstallADDSDomain cmdlet
- D. The dsadd command.
- E. The dsamain command.
- F. The dsadmin command.
- G. The net user command.
- H. The Set ADForest cmdlet.

Correct Answer: A

Section: (none)

Explanation

Explanation/Reference:

You can choose to install the domain controller using backed up media using the Install from media (IFM) option. The Install from media checkbox provides a browse option once selected and you must click Verify to ensure the provided path is valid media. Media used by the IFM option is created with Windows Server Backup or Ntdsutil.exe from another existing Windows Server 2012 computer only; you cannot use a Windows Server 2008 R2 or previous operating system to create media for a Windows Server 2012 domain controller.

<https://technet.microsoft.com/en-us/library/jj574152.aspx>

QUESTION 198

RODC comes with a number of features that focus on heightened security with limited functionality to remote office users.

Which of the following are features of RODC?

- A. Filtered Attribute Sets
- B. ReadOnly DNS
- C. Unidirectional Replication
- D. All of these

Correct Answer: D

Section: (none)

Explanation

Explanation/Reference:

[https://technet.microsoft.com/en-us/library/cc753223\(v=ws.10\).aspx](https://technet.microsoft.com/en-us/library/cc753223(v=ws.10).aspx)

QUESTION 199

Your network contains an Active Directory domain named contoso.com. The domain contains a server named Server1. Server1 runs Windows Server 2012 R2. You need to create a 3TB virtual hard disk (VHD) on Server1.

Which tool should you use?

- A. Server Manager

- B. Share and Storage Management
- C. Computer Management
- D. File Server Resource Manager (FSRM)

Correct Answer: C

Section: (none)

Explanation

Explanation/Reference:

In the left column of Computer management you find Disk Management, from the action menu in the right you can choose to Create VHD.

<https://technet.microsoft.com/nl-nl/library/Dd851645.aspx>

QUESTION 200

Situation:

IP Address Server 1: 10.1.1.1
Subnet Mask Server 1: 255.255.240.0
Default Gateway Server 1: 10.1.1.254
Preferred DNS Server 1: none

The networks contains a DNS Server that has an ip address 10.1.1.200.You need to configure Server1 to use 10.1.1.200 as a preferred dns server.The solution must not change any other settings on Server1. What should you use?

- A. Sconfig.cmd
- B. NET.exe
- C. SetNETIPInterface
- D. netsh.exe

Correct Answer: D

Section: (none)

Explanation

Explanation/Reference:

set dns [name=]InterfaceName [source=]{dhcp | static }[addr=]{IP Address | none} [register=]{none | primary | both}

[https://technet.microsoft.com/en-us/library/cc738592\(v=ws.10\).aspx](https://technet.microsoft.com/en-us/library/cc738592(v=ws.10).aspx)

QUESTION 201

Your network contains an AD forest named contoso.com. All DC currently run Windows Server 2008 R2 SP1.

You plan to install a new DC named DC4 that runs Windows 2012 R2.The new DC will have the following configurations:

- Schema master
- Global catalog server
- AD Federation Services server role
- AD directory Certificate Services server role

You need to identify which configuration can be fulfilled by using the Active Directory Domain Services Configuration Wizard.

Which configuration should you identify?

- A. Enable the global catalog server
- B. Install the DNS server role
- C. Transfer the schema master

D. Install the AD Certificate Services role

Correct Answer: D

Section: (none)

Explanation

Explanation/Reference:

Answer D is correct.

Answer B, Install DNS server role, is also an option in the Active Directory Domain Services Configuration Wizard but in this question having the DNS server role for DC4 is not a requirement. Enabling the Global catalog server and transferring Schema Master are not actions done within the Active Directory Domain Services Configuration Wizard.

QUESTION 202

Your network contains an Active Directory domain named contoso.com. The domain contains a DHCP server named Server1 that runs Windows Server 2012 R2. You create a DHCP scope named Scope1. The scope has a start address of 192.168.1.10, an end address of 192.168.1.50, and a subnet mask of 255.255.255.192.

You need to ensure that Scope1 has a subnet mask of 255.255.255.0.

What should you do first?

- A. From the DHCP console, modify the properties of Scope1
- B. From the DHCP console, modify the Scope Options of Scope1
- C. From Windows PowerShell, run the Remove-DhcpServerv4Scope cmdlet
- D. From the DHCP console, reconcile Scope1

Correct Answer: C

Section: (none)

Explanation

Explanation/Reference:

When you re-subnet your DHCP scope the first thing you have to do is to remove the old Scope. This can be done with the Remove-DhcpServerv4Scope cmdlet.

QUESTION 203

Sometimes it's important to remove an RODC from your forest or domain. However, it's important that you follow a simple rule whilst removing RODC's. What is this rule?

- A. All RODC's must be detached before removing a final writable domain controller
- B. All writable domain controllers must be removed before RODC's can be detached
- C. Your forest must only consist of RODC's if you want to remove them
- D. There are no rules for removing RODC's

Correct Answer: D

Section: (none)

Explanation

Explanation/Reference:

Answer D is correct.

Answer A has nothing to do with the process of removing a RODC. B and C answers are nonsens.

QUESTION 204

Complete the missing word from the sentence below that is describing one of the new roles in Server 2012:

By using ____, you can augment an organization's security strategy by protecting information through persistent usage policies, which remain with the information, no matter where it is moved.

- A. ADFS
- B. RODC

- C. ADLDS
- D. AD RMS

Correct Answer: D

Section: (none)

Explanation

Explanation/Reference:

Answer D: Active Directory Rights Management Service

<https://technet.microsoft.com/en-us/library/cc771627.aspx>

QUESTION 205

You have a server named Serve'r1. that runs Windows Server 2012 R2. Server1 has five network adapters. Three of the network adapters are connected to a network named LAN1. The two other network adapters are connected to a network named LAN2. You create a network adapter team named Team1 from two of all the adapters connected to LAN1.

You create a network adapter team named team2 from the two adapters connected to LAN2. A company policy states that all server IP addresses must be assigned by using a reserved address in DHCP.

You need to identify how many DHCP reservations you must create for Server1.

How many reservations should you identify?

- A. 2
- B. 3
- C. 5
- D. 7

Correct Answer: B

Section: (none)

Explanation

Explanation/Reference:

After teaming NIC the Team has 1 IP address. In this question we have two teams (=2 ip addresses) and the fifth adapter which is not in a team. You don't need to configure the individual team members with an IP address so the answer to this question is 3 ip addresses.

QUESTION 206

You have a DNS server named DNS1 that runs Windows Server 2012 R2. DNS1 is used to resolve the names of internet resources by using several DNS forwarders. You need to prevent DNS1 from performing iterative queries if the DNS forwarders are unable to resolve the queries.

Which cmdlet should you use?

- A. RemoveDNSServerRootHint
- B. SetDNSServerPrimaryZone
- C. SetDNSServerGlobalNameZone
- D. UnregisterDNSServerDirectoryPartition

Correct Answer: A

Section: (none)

Explanation

Explanation/Reference:

Without having a specific DNS server designated as a forwarder, all DNS servers can send queries outside of a network using their root hints. As a result, a lot of internal, and possibly critical, DNS information can be exposed on the Internet. In addition to this security and privacy issue, this method of resolution can result in a large volume of external traffic that is costly and inefficient for a network with a slow Internet connection or a company with high Internet service costs.

So, removing the Root Hint's will assure you that DNS1 will not perform iterative queries.

QUESTION 207

You have a server named Server1 that runs Windows Server 2012 R2. You apply a security policy to server1 by using the Security Configuration Wizard (CWM).

You plan to roll back the security policy.

You need to identify the settings that are prevented from rolling back running the CWM, Which settings should you identify?

- A. The secure startup order
- B. The outbound authentication methods
- C. The network security rules
- D. The system access control list (SAClist)

Correct Answer: D

Section: (none)

Explanation

Explanation/Reference:

<https://technet.microsoft.com/en-us/library/jj966254.aspx>

QUESTION 208

Your network contains an active directory domain named contoso.com. The domain consists 20 member Servers and 5 domain controllers. All servers run Windows Server 2012 R2. The domain contains 500 client computers.

You plan to deploy a domain controller for contoso.com in Microsoft Azure. You need to prepare the solution for planned deployment. The solution should ensure that the domain controller hosted in Azure always have the same IP address. Which two actions should you perform? Each correct answer is a part of the solution.

- A. From an Azure virtual machine run the Set-AzureStaticVNetIP cmdlet
- B. Deploy a Side to side Virtual Private Network (VPN)
- C. From Azure virtual machine run the Set-NetIPAuthentication cmdlet
- D. From a domain controller run the Set-NetIPAddresses cmdlet
- E. From a domain controller run adprep.exe

Correct Answer: AB

Section: (none)

Explanation

Explanation/Reference:

<https://azure.microsoft.com/nl-nl/documentation/articles/active-directory-new-forest-virtual-machine/>

QUESTION 209

You have a server named server 1 that runs windows server 2012 R2 On server1,you open computer

Management as shown in exhibit.(click the exhibit button)(not available:Bobo). You need to ensure that you can create a 3TB volume on Disk 1 what should you do first?

- A. Convert the disk to a dynamic disk
- B. Create a storage pool.
- C. create a VHD, and then attach the VHD
- D. Convert the disk to a GPT disk.

Correct Answer: B

Section: (none)

Explanation

Explanation/Reference:

No Exhibit picture available. Comments are welcome if answer is not correct. It's also ok to provide the picture of the exhibit

QUESTION 210

You have a HyperV host named Server1 that runs windows server 2012 R2.Server1 hosts 50 virtual machines that run Windows Server 2012 R2 You enable and configure enhanced session mode on Server1. You need to identify a new functionality available for the virtual machines hosted on server1. what should you identify?

- A. Smart card authentication using virtual machine connections
- B. Redirection of RemoteFX USB drivers by using remote desktop connections
- C. Redirection of RemoteFX USB drivers using virtual machine connections
- D. Smart card authentication using the remote desktop client

Correct Answer: D

Section: (none)

Explanation

Explanation/Reference:



Thik.nl